


Dimensions and technical information **opposite**

Material : zinc coated mild steel to BS EN 10152
 Colour : white epoxy powder coated, RAL 9003. For other colours, please specify RAL number
 Zintec finish is available on request (Zintec pedestal units are to be painted on site)

Pack	Cat. Nos.	Pedestal units	
1	PED1WHI	Single socket	
1	PED2WHI	Twin socket	
1	PED3WHI	Back-to-back single sockets	
1	PED4WHI	Back-to-back twin sockets	
1	PED8WHI	Pyramid box	

Pedestal units are available in other dimensions and finishes to special order

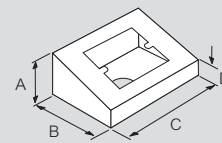
Contact us on +44 (0) 370 608 9020



■ Pedestal units dimensions

Single socket

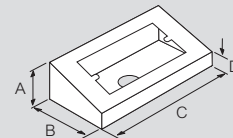
A	54
B	89
C	102
D	24



Cat. No. PED1WHI

Twin socket

A	54
B	89
C	162
D	24

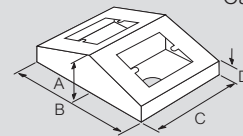


Cat. No. PED2WHI

Back-to-back sockets

Single socket

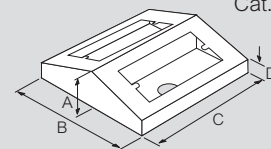
A	54
B	178
C	102
D	24



Cat. No. PED3WHI

Twin socket

A	54
B	178
C	162
D	24

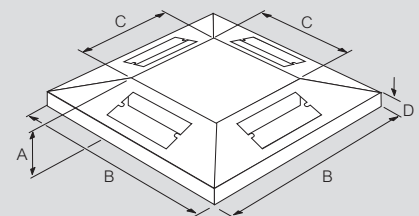


Cat. No. PED4WHI

For all pedestal units above, hole diameter in base is 20 mm

Pyramid box

A	55
B	368
C	184
D	24



Cat. No. PED8WHI

wiring accessories



7300 60 7300 65 6781 38



7300 70 8330 65 7300 34



8330 93



5721 17 5720 78

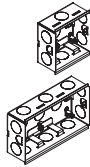
Pack	Cat. Nos.
1	MP820329
1	MP820339

Back boxes

Socket back boxes

Material : pre-galvanised steel
1 gang back box

2 gang back box



Pack	Cat. Nos.	
	White	Brushed stainless steel
10 / 1	7300 60	8330 60
5 / 1	7300 70	8330 70
10 / 1	7300 65	8330 65
5 / 1	7300 75	8330 75
1	6781 34	8330 86
1	6781 38	8330 98
10 / 1	7300 34	8330 34
10 / 1	7300 36	8330 37 ¹

Synergy sockets (monobloc)

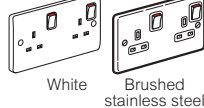
Double pole switched socket outlets 13 A - 250 V

Conform to BS 1363 - Part 2 : 1995

10 / 1 1 gang - switched



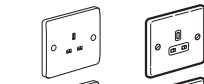
5 / 1 2 gang - switched



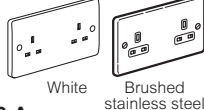
Unswitched socket outlets 13 A - 250 V

Conform to BS 1363 - Part 2 : 1995

10 / 1 1 gang - unswitched



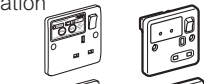
5 / 1 2 gang - unswitched



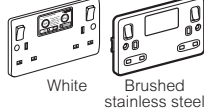
RCD socket outlets 13 A - 250 V ELR - DP 30 mA - passive

Conform to BS 7288 : 1990 and BS 1363 - Part 2 : 1995
Maximum operating current 16 A
With "Test and reset" button
Does not trip in the event of power failure
Suitable in applications where automatic restoration of supply is required

1 1 gang - DP



1 2 gang - DP



Fused connection units 13 A - 250 V

Conform to BS 1363 - Part 4 : 1995

10 / 1 1 gang - Switched, DP without cord outlet



10 / 1 1 gang - Switched, DP with cord outlet



Carrier plates for Arteor modules

No additional support frame required

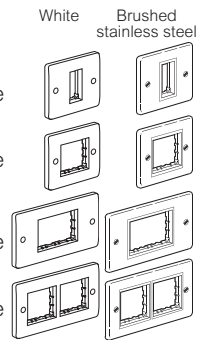
Pack	Cat. Nos.	
	White	Brushed stainless steel
10 / 1	7300 91	8330 91
10 / 1	7300 92	8330 92
10 / 1	7300 93	8330 93
10 / 1	7300 94	8330 94

1 gang - 1 module plate

1 gang - 2 module plate

2 gang - 3 module plate

2 gang - 4 module plate



Pack	Cat. Nos.	
	White	Magnesium
5	5721 30	5726 30
5	5724 67	
10	5720 21	5725 21
10	5721 17	5726 16
5 / 1	5720 78	5725 78
1	5722 81	5727 81
1	5720 96	5725 96
10	5723 23	5728 23
10	5723 22	5728 22
10	5723 04	5728 04
10	5723 03	5728 03

Arteor modules

British standard 13 A socket outlets

Conform to BS 1363 - Part 2
ASTA license
3 modules - 2P + E switched

3 modules - 2P + E switched
dedicated non-standard pin

International standards socket outlets

Not suitable for domestic installations in the UK or Ireland
French - 10/16 A
2 modules - 2P + E
shuttered for child safety
American - 15 A - 127 V
2 modules - 2P + E

Double USB sockets - 5 V - 2400 mA

For fast-charging telephones, smartphones, MP3/MP4 players and tablet PC
2 modules

HDMI audio and video sockets

For digital high definition audio and video connection of a PC monitor, plasma screen, video projector, graphic paintbox, etc.
2 modules

Preconnected
Equipped with a 15 cm cord
1 module

RJ45 data sockets

Rapid connection sockets
No tool required
CAT 6 - STP - 9 contacts, shielded folded metal. 1 module
CAT 6 - FTP - 9 contacts. 1 module
CAT 5e - FTP - 9 contacts. 1 module
CAT 5e - UTP - 8 contacts. 1 module



For complete range of wiring accessories see Legrand's website www.legrand.co.uk

1: With blue 'power on' LED indicator

Download the full file at

http://assets.kempstoncontrols.com/doc/Legrand_Data_4.pdf



KEMPSTON
CONTROLS