



BNS 33-12Z-2187

- Individual contact outlet
- Thermoplastic enclosure
- Concealed mounting possible
- Insensitive to transverse misalignment
- 88 mm x 25 mm x 13 mm
- Long life
- no mechanical wear
- Insensitive to soiling

Data

Ordering data

Product type description	BNS 33-12Z-2187
Article number (order number)	101128195
EAN (European Article Number)	4030661026794
eCl@ss number, version 11.0	27-27-24-02
eCl@ss number, version 9.0	27-27-24-02
ETIM number, version 7.0	EC002544
ETIM number, version 6.0	EC002544

Approvals - Standards

Certificates	TÜV cULus
--------------	--------------

General data

Standards	BG-GS-ET-14 EN IEC 60947-5-3
Coding level according to EN ISO 14119	Low

Working principle	Magnetic drive
Installation conditions (mechanical)	not flush
Housing material	Glass-fibre, reinforced thermoplastic
Gross weight	65 g

General data - Features

Prerequisite evaluation unit	Yes
Number of normally closed (NC)	2
Number of normally open (NO)	1

Safety classification

Standards	EN ISO 13849-1
Mission time	20 Year(s)

Safety classification - Safety outputs

B_{10D} - Value Normally-closed contact/Normally open contact (NC/NO)	25,000,000 Operations
---	-----------------------

Mechanical data

Actuating element	Magnet
Direction of motion	Head-on to the active surface

Mechanical data - Switching distances according EN IEC 60947-5-3

Assured switching distance "ON" S_{ao}	5 mm
	8 mm
Assured switching distance "OFF" S_{ar}	15 mm
	18 mm
Note (Repeat accuracy R)	Wiederholgenauigkeit $R \leq 0,1 \times S_{ao}$

Mechanical data - Connection technique

Length of cable	1 m
Termination	Cable
Wire cross-section	0.25 mm ²
Wire cross-section	23 AWG
Material of the Cable mantle	PVC

Mechanical data - Dimensions

Length of sensor	13 mm
Width of sensor	88 mm
Height of sensor	25 mm

Ambient conditions

Degree of protection	IP67
Ambient temperature	-25 ... +70 °C
Storage and transport temperature, minimum	-25 °C
Storage and transport temperature, maximum	+70 °C
Resistance to vibrations	10 ... 55 Hz, amplitude 1 mm
Restistance to shock	30 g / 11 ms

Electrical data

Switching voltage, maximum	100 VAC
Switching voltage, maximum	100 VDC
Switching current, maximum	0.25 A
Switching capacity, maximum	3 W
Switching frequency, maximum	5 Hz

Electrical data - Digital Output

Design of control elements	Miscellaneous, Reed contacts
----------------------------	------------------------------

Scope of delivery

Scope of delivery Actuator must be ordered separately.

Accessory

Recommendation (actuator)	BPS 33-2326 BPS 33
Recommended safety switchgear	SRB-E-301ST SRB-E-201LC

Note

Note (General) Contact symbols shown for the closed condition of the guard device.
The contact configuration for versions with or without LED is identical.

Ordering code

Product type description:
BNS 33-(1)Z(2)-(3)-(4)

(1)

02	2 NC contact
11	1 NO contacts/1 NC contact
12	1 NO contact/2 NC contacts

(2)

without	without LED switching conditions display
G	with LED switching conditions display

(3)

without	with cable
ST	with connector M8

(4)

2187

Individual contact outlet

2187-10

Individual contact outlet with LED

2237

Actuation from cable direction

Pictures

Product picture (catalogue individual photo)



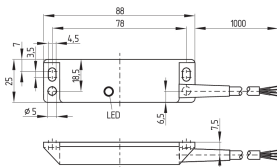
ID: kbns3f22

| 145.7 kB | .jpg | 352.778 x 78.317 mm - 1000 x 222 px - 72 dpi

| 11.8 kB | .png | 74.083 x 16.581 mm - 210 x 47 px - 72 dpi

| 18.6 kB | .jpg | 123.472 x 27.517 mm - 350 x 78 px - 72 dpi

Dimensional drawing basic component



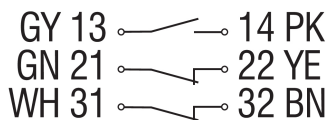
ID: 1bns3g03

| 37.7 kB | .cdr |

| 7.4 kB | .png | 74.083 x 52.211 mm - 210 x 148 px - 72 dpi

| 88.2 kB | .jpg | 352.778 x 248.003 mm - 1000 x 703 px - 72 dpi

Diagram



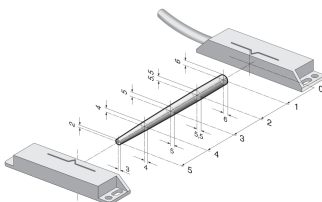
ID: k2o1sk07

| 26.0 kB | .cdr |

| 82.8 kB | .jpg | 352.778 x 125.589 mm - 1000 x 356 px - 72 dpi

| 3.5 kB | .png | 74.083 x 26.458 mm - 210 x 75 px - 72 dpi

Characteristic curve



ID: kbns3a01

| 13.1 kB | .png | 74.083 x 45.508 mm - 210 x 129 px - 72 dpi

| 124.5 kB | .jpg | 352.778 x 216.253 mm - 1000 x 613 px - 72 dpi

Schmersal Ltd., Sparrowhawk Close, WR14 1GL Malvern

The details and data referred to have been carefully checked. Images may diverge from original. Further technical data can be found in the manual. Technical amendments and errors possible.

Generated on: 30/10/2023, 16:20