

# Synergy® grid system

dimmer, fuse carrier, ancillary modules and decorative rockers



7355 48



7350 30



7352 56



7355 41



7352 65



8326 06

Installation options p. 66  
Grid selection charts p. 64-65

Modules mount from front into grid support frames  
Individually removable without disturbing grid

Pack	Cat. Nos.	Dimmer unit modules 100-240 V~ 50/60 Hz				
1	<table border="1"> <tr> <td>White</td> <td>Anthracite</td> </tr> <tr> <td>7354 46</td> <td>7355 46</td> </tr> </table>	White	Anthracite	7354 46	7355 46	<p>Conform to BS EN 60669-2-1</p> <p> Dimmer for use with tungsten filament lamps, good quality wire-wound transformers and compatible electronic transformers for low voltage loads<sup>1</sup> 40 - 300 W</p> <p>Not suitable for fluorescent loads</p>
White	Anthracite					
7354 46	7355 46					

Pack	Cat. Nos.	Dimmer unit modules - dimmable HF ballast fluorescent 100-240 V~ 50/60 Hz				
1	<table border="1"> <tr> <td>White</td> <td>Anthracite</td> </tr> <tr> <td>7354 48</td> <td>7355 48</td> </tr> </table>	White	Anthracite	7354 48	7355 48	<p>Conform to BS EN 60669-2-1</p> <p> Leading edge dimmer for potentiometer 0-10 V</p>
White	Anthracite					
7354 48	7355 48					

Pack	Cat. Nos.	Time delay switch 100-240 V~ 50/60 Hz				
1	<table border="1"> <tr> <td>White</td> <td>Anthracite</td> </tr> <tr> <td>7354 47</td> <td>7355 47</td> </tr> </table>	White	Anthracite	7354 47	7355 47	<p>Conform to BS EN 60669-2-3</p> <p> Multiple way soft start time delay switch Push operated delay pre-set for 3, 10 or 30 minutes 40 - 400 W</p> <p>Not suitable for fluorescent loads</p>
White	Anthracite					
7354 47	7355 47					

Pack	Cat. Nos.	Fuse carrier modules 13 A - 250 V~				
10	<table border="1"> <tr> <td>White</td> <td>Anthracite</td> </tr> <tr> <td>7350 30</td> <td>7351 30</td> </tr> </table>	White	Anthracite	7350 30	7351 30	<p>Conform to BS 5733</p> <p> Fuse module fitted with BS 1362 13 A fuse</p>
White	Anthracite					
7350 30	7351 30					

Pack	Cat. Nos.	Indicator modules - 250 V~				
1	<table border="1"> <tr> <td>White</td> <td>Anthracite</td> </tr> <tr> <td>7350 60</td> <td>7351 60</td> </tr> </table>	White	Anthracite	7350 60	7351 60	<p>Conform to BS 5733</p> <p> Indicator - red LEDs Indicator - green LEDs</p>
White	Anthracite					
7350 60	7351 60					
1	<table border="1"> <tr> <td>White</td> <td>Anthracite</td> </tr> <tr> <td>7350 62</td> <td>7351 62</td> </tr> </table>	White	Anthracite	7350 62	7351 62	
White	Anthracite					
7350 62	7351 62					


Pack	Cat. Nos.	Ancillary modules				
1	<table border="1"> <tr> <td>White</td> <td>Anthracite</td> </tr> <tr> <td>7354 50</td> <td>7355 50</td> </tr> </table>	White	Anthracite	7354 50	7355 50	<p> Telephone socket - single master Telephone socket - single secondary</p>
White	Anthracite					
7354 50	7355 50					
1	<table border="1"> <tr> <td>White</td> <td>Anthracite</td> </tr> <tr> <td>7354 51</td> <td>7355 51</td> </tr> </table>	White	Anthracite	7354 51	7355 51	
White	Anthracite					
7354 51	7355 51					
10	7352 56 7353 56	<p> RJ 45 data outlet CAT 6 compliant Rapid cable connection UTP 8 contact</p>				
10	7354 40 7355 40	<p> Screened TV - single Non-isolated male Ø9.5 mm</p>				
10	7354 41 7355 41	<p> Screened satellite</p>				
10	7352 65 7353 65	<p> Hi-fi outlet - screw terminal</p>				
20	7354 36 7355 36	<p> Blank module</p>				

Pack	Cat. Nos.	Decorative rockers - single pole switches 10 AX - 250 V~						
1	<table border="1"> <tr> <td>White</td> <td>Anthracite</td> </tr> <tr> <td>8326 00</td> <td>8326 06</td> </tr> <tr> <td>8326 12</td> <td>8326 13</td> </tr> </table>	White	Anthracite	8326 00	8326 06	8326 12	8326 13	<p><b>1 way switch</b></p> <ul style="list-style-type: none"> <li>● Brushed stainless steel</li> <li>● Polished stainless steel</li> <li>● Gold</li> </ul>
White		Anthracite						
8326 00		8326 06						
8326 12	8326 13							
1	<p><b>2 way switch</b></p> <ul style="list-style-type: none"> <li>● Brushed stainless steel</li> <li>● Polished stainless steel</li> <li>● Gold</li> </ul>							
1		<p><b>Intermediate switch</b></p> <ul style="list-style-type: none"> <li>● Brushed stainless steel</li> <li>● Polished stainless steel</li> <li>● Gold</li> </ul>						
1	8326 02		<p><b>Decorative rockers - single pole switches 20 AX - 250 V~</b></p>					
1	8326 08							
1	8326 14							

Pack	Cat. Nos.	Decorative rockers - single pole switches 20 AX - 250 V~						
1	<table border="1"> <tr> <td>White</td> <td>Anthracite</td> </tr> <tr> <td>8326 03</td> <td>8326 09</td> </tr> <tr> <td>8326 15</td> <td>8326 16</td> </tr> </table>	White	Anthracite	8326 03	8326 09	8326 15	8326 16	<p><b>1 way switch</b></p> <ul style="list-style-type: none"> <li>● Brushed stainless steel</li> <li>● Polished stainless steel</li> <li>● Gold</li> </ul>
White		Anthracite						
8326 03		8326 09						
8326 15	8326 16							
1	<p><b>2 way switch</b></p> <ul style="list-style-type: none"> <li>● Brushed stainless steel</li> <li>● Polished stainless steel</li> <li>● Gold</li> </ul>							
1		<p><b>2 way retractive centre off switch</b></p> <ul style="list-style-type: none"> <li>● Brushed stainless steel</li> <li>● Polished stainless steel</li> <li>● Gold</li> </ul>						
1	8326 04		<p><b>2 way retractive centre off switch</b></p> <ul style="list-style-type: none"> <li>● Brushed stainless steel</li> <li>● Polished stainless steel</li> <li>● Gold</li> </ul>					
1	8326 10							
1	8326 16							









Complete range of grid front plates and support frames p. 64-65

<sup>1</sup> : Can be used in conjunction with compatible electronic transformers for low voltage loads. It will be necessary to test that the dimmer mechanism is compatible with the electronic transformer identified for installation



# Synergy® grid system

## decorative rockers and rocker markings

SYNERGY GRID MODULES WITH DECORATIVE ROCKERS					
DECORATIVE ROCKERS		BRUSHED STAINLESS STEEL	POLISHED STAINLESS STEEL	GOLD	
					
FUNCTIONS		Pack			
10 AX single pole switch 1 x 1 way	1	8326 00	8326 06	8326 12	
10 AX single pole 1 x 2 way	1	8326 01	8326 07	8326 13	
10 AX single pole 1 x intermediate	1	8326 02	8326 08	8326 14	
20 AX SP switch 1 way	1	8326 03	8326 09	8326 15	
20 AX SP switch 2 way	1	8326 04	8326 10	8326 16	
20 AX SP switch 2 way retractive centre off	1	8326 05	8326 11	8326 17	
SYNERGY GRID MODULES ENGRAVED WITH APPLIANCE MARKINGS					
MODULES		20 AX DP SWITCH		20 AX DP SWITCH + RED LED POWER INDICATOR	
		White	Anthracite	White	Anthracite
 <p>For other engraving requirements not listed please contact us on +44 (0) 345 605 4333</p>					
ROCKER MARKINGS		Pack			
BOILER	1	7354 20BL	7355 20BL	7354 21BL	7355 21BL
COOKER HOOD	1	7354 20CH	7355 20CH	7354 21CH	7355 21CH
DISH WASHER	1	7354 20DW	7355 20DW	7354 21DW	7355 21DW
EXTRACTOR	1	7354 20EX	7355 20EX	7354 21EX	7355 21EX
EXTRACTOR FAN	1	7354 20EF	7355 20EF	7354 21EF	7355 21EF
EXTRACTOR HOOD	1	7354 20EH	7355 20EH	7354 21EH	7355 21EH
FAN	1	7354 20FN	7355 20FN	7354 21FN	7355 21FN
FREEZER	1	7354 20FZ	7355 20FZ	7354 21FZ	7355 21FZ
FRIDGE	1	7354 20FR	7355 20FR	7354 21FR	7355 21FR
FRIDGE FREEZER	1	7354 20FF	7355 20FF	7354 21FF	7355 21FF
HEATER	1	7354 20HR	7355 20HR	7354 21HR	7355 21HR
HOB	1	7354 20HB	7355 20HB	7354 21HB	7355 21HB
HOOD	1	7354 20HD	7355 20HD	7354 21HD	7355 21HD
LIGHTS	1	7354 20LG	7355 20LG	7354 21LG	7355 21LG
MICROWAVE	1	7354 20MW	7355 20MW	7354 21MW	7355 21MW
OVEN	1	7354 20OV	7355 20OV	7354 21OV	7355 21OV
PLINTH HEATER	1	7354 20PH	7355 20PH	7354 21PH	7355 21PH
TOWEL RAIL	1	7354 20TR	7355 20TR	7354 21TR	7355 21TR
TUMBLE DRYER	1	7354 20TD	7355 20TD	7354 21TD	7355 21TD
WASHING MACHINE	1	7354 20WM	7355 20WM	7354 21WM	7355 21WM
WASTE DISPOSAL	1	7354 20WD	7355 20WD	7354 21WD	7355 21WD
WATER HEATER	1	7354 20WH	7355 20WH	7354 21WH	7355 21WH

Download the full file at

<http://assets.kempstoncontrols.com/doc/Synergy%20Wiring%20Accessories.pdf>



**KEMPSTON**  
CONTROLS