

Totalizers mechanic

Stroke, meter and revolution counters
Display 7-digits, reset by key

H 400, M 400, U 400, U 401



H 400 - Stroke counter



M 400 - Meter counter



U 400 - Revolution counter

Features

- Stroke, meter and revolution counters
- Adding
- Display 7-digits
- Reset by key

Technical data - mechanical design

Number of digits	7-digits
Digit height	7 mm
Zero setting	Key reset by detachable key either at left or right shaft.
Ambient temperature	0...+60 °C
Housing type	Surface mount housing with mounting plate
Housing colour	Grey
Dimensions W x H x L	106 x 64 x 45 mm
Dimensions mounting plate	120 x 64 mm
Mounting	Base plate, 4 long mounting holes
Weight approx.	350 g
Materials	Housing: Hostaform POM, grey Base plate: steel zinc-coated

Totalizers mechanic

Stroke, meter and revolution counters

Display 7-digits, reset by key

H 400, M 400, U 400, U 401

Technical data - mechanical design

H 400

Function	Stroke counter
Display	White numbers on black
Count mode	Adding in a stroke direction to be indicated. 1 stroke = 1 count
Drive shaft	Both sides, $\varnothing 7$ mm
Stroke	$>38^\circ$ to $<60^\circ$
Stroke lever	To be positioned on shaft at will. Stroke lever relocates automatically to start position.
Stroke frequency	≤ 500 strokes/min
Measuring range	9 999 999

M 400

Function	Meter counter
Display	White numbers on black Decimal digits in red
Count mode	Adding in a rotational direction to be indicated, subtracting in reverse direction. 2 revs. = 10 counts
Drive shaft	Both sides, $\varnothing 7$ mm
Measuring speed	<100 m/min (measuring wheel)
Measuring accuracy	1 dm
Measuring range	999 999.9 m

U 400


Function	Revolution counter
Display	White numbers on black
Count mode	Adding in a rotational direction to be indicated, subtracting in reverse direction or always adding. 1 rev. = 1 count
Drive shaft	Both sides, $\varnothing 7$ mm
Operating speed	≤ 1000 rpm
Measuring range	9 999 999

U 401


Function	Revolution counter
Display	White numbers on black
Count mode	Adding in a rotational direction to be indicated, subtracting in reverse direction. 1 rev. = 1 count
Drive shaft	Centered below, $\varnothing 7$ mm
Operating speed	≤ 1000 rpm
Measuring range	9 999 999

Direction of strokes and rotation

H 400, M 400, U 400

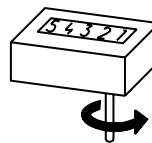


Away from user
Sense of rotation or
stroke direction I

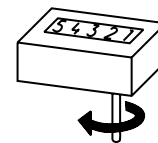


Towards user
Sense of rotation or
stroke direction II

U 401



Sense of rotation I



Sense of rotation II

Accessories

Measuring wheels for M 400

MR512.07A	Circumf. 50 cm, knurled aluminium
MR542.07D	Circumf. 50 cm, smooth Hytrel TPE-E
MR552.07A	Circumf. 50 cm, smooth Vulkollan PUR
MR562.07A	Circumf. 50 cm, knopped rubber NBR Nitril
MR592.07D	Circumf. 50 cm, grooved Hytrel TPE-E

Totalizers mechanic

Stroke, meter and revolution counters

Display 7-digits, reset by key

H 400, M 400, U 400, U 401

Part number

Stroke counter

H 400.010 **A** **02**

- Display / direction of stroke
 - A 7-digits 9 999 999 / I
 - B 7-digits 9 999 999 / II
- Count mode / drive
 - 02 1 stroke = 1 digit / drive shaft on both sides
- Housing
 - A Surface mount housing, grey

Revolution counter

U 400.0 **0** **A**

- Display / direction of rotation
 - C 7-digits 9999999 / I
 - D 7-digits 9999999 / II
- Count mode / drive
 - 01 1 revolution = 1 digit / drive shaft at right, always adding
 - 02 1 revolution = 1 digit / drive shaft at right adding / subtracting
- Housing
 - A Surface mount housing, grey
- Count mode
 - 1 Adding in a rotational direction to be indicated, subtracting in reverse direction only first digit down to 0 or always adding
 - 2 Adding - subtracting

Meter counter

M 400.0 **0** **03**

- Display / direction of rotation
 - C 7-digits 999999.9 / I
 - D 7-digits 999999.9 / II
- Count mode / drive
 - 03 2 revolutions = 10 digits = 1.0 m / drive shaft on both sides (for mea. wheel circumf. 50 cm)
- Housing
 - A Surface mount housing, grey
 - B Surface mount housing with hinge plate
- Count mode
 - 1 Adding in a rotational direction to be indicated, subtracting in reverse direction only first digit down to 0
 - 2 Adding - subtracting

Revolution counter

U 401.0 **0** **A** **01**

- Display / direction of rotation
 - A 7-digits 9 999 999 / I
 - B 7-digits 9 999 999 / II
- Count mode / drive
 - 01 1 revolution = 1 digit / drive shaft at bottom
- Housing
 - A Surface mount housing, grey
- Count mode
 - 1 Adding in a rotational direction to be indicated, subtracting in reverse direction only first digit down to 0
 - 2 Adding - subtracting

Totalizers mechanic

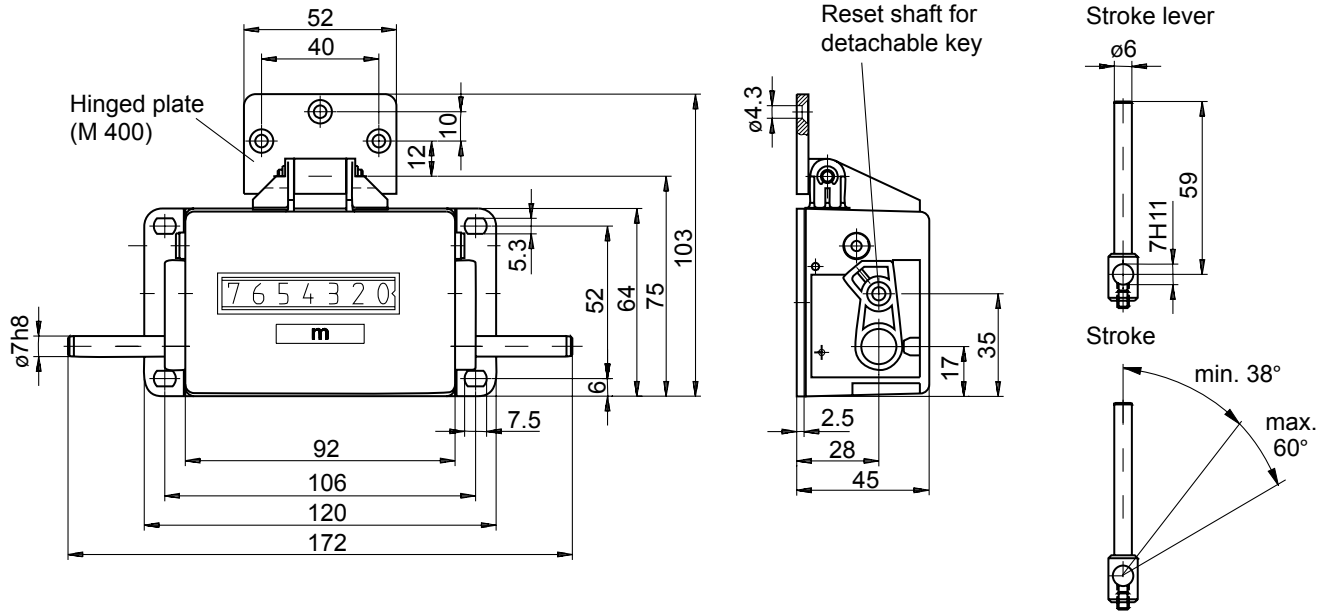
Stroke, meter and revolution counters

Display 7-digits, reset by key

H 400, M 400, U 400, U 401

Dimensions

H 400, M 400, U 400



U 401

