

Terminal module for power module PM-D, for potential group Infeed U1/U2



General technical data:		
Product designation		Terminal module
Product type designation		TM-P15 S27-01
Design of the product		for power module PM-D, with end cover
Mounting height	mm	117.5
Installation width	mm	15
Installation depth	mm	102
Protection class IP		IP20
Insulation voltage rated value	V	500
Operating voltage		
• at DC rated value	V	24
Operating current rated value	A	10
Type of connectable conductor cross-sections		
• solid		1x (0.14 ... 2.5 mm ²), acc. to IEC 60947
• finely stranded with core end processing		1x (0.14 ... 1.5 mm ²), acc. to IEC 60947
• at AWG conductors		
— solid		1x (18 ... 22)
— stranded		1x (18 ... 22)

Installation/ mounting/ dimensions:

Size of the screwdriver tip		Standard screwdriver Size 1
Tightening torque with screw-type terminals	N·m	0.4 ... 0.7

Further information

Information- and Downloadcenter (Catalogs, Brochures,...)

<http://www.siemens.com/industrial-controls/catalogs>

Industry Mall (Online ordering system)

<http://www.siemens.com/industrymall>

Cax online generator

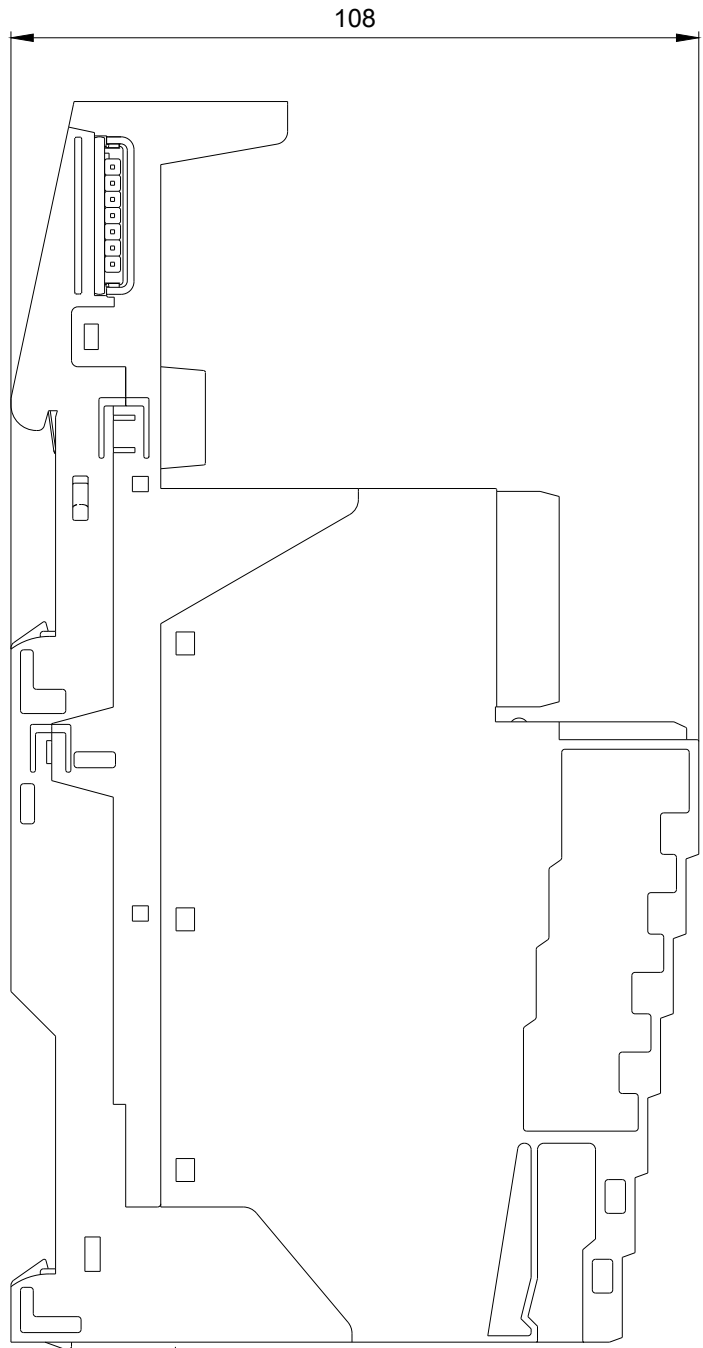
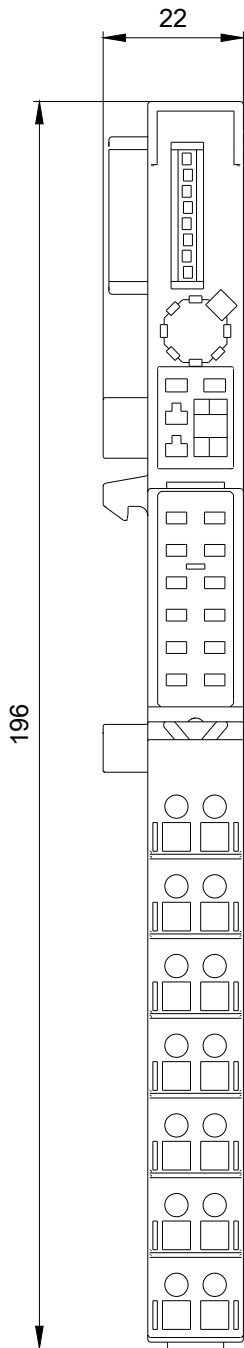
<http://support.automation.siemens.com/WW/CAXorder/default.aspx?lang=en&mlfb=3RK1903-0AA00>

Service&Support (Manuals, Certificates, Characteristics, FAQs,...)

<https://support.industry.siemens.com/cs/ww/en/ps/3RK1903-0AA00>

Image database (product images, 2D dimension drawings, 3D models, device circuit diagrams, EPLAN macros, ...)


http://www.automation.siemens.com/bilddb/cax_de.aspx?mlfb=3RK1903-0AA00&lang=en



-X1



-X1



last modified:

03/27/2018