


# Viking 3 terminal blocks – spring connection

for copper cable



0372 60 + 0372 00 + 0372 20



0372 01



0372 21




0372 63




0372 40




Automatic insertion of stripped cable with ferrule cap or rigid cable up to width of 6 mm



0372 70 Automatic fixing on rail



0372 72



0372 79

Accessories **p. 126-127**  
 Technical characteristics **p. 130-131**

Screwless connection system, stainless steel spring type  
 Compatible with either 2 rigid copper cables or flexible cables (0.5 mm<sup>2</sup> - 16 mm<sup>2</sup>) with or without ferrules (p. 148)  
 Direct tool-free insertion of a rigid cable. Direct tool-free insertion of a flexible cable with ferrule, up to 6 mm width  
 Facility for 2 bridging combs  
 Compatible with rails EN 60715 depth 7.5 mm and 15 mm

Pack	Cat. Nos.	Connection					
		Grey for standard circuit Blue for neutral conductor Orange for circuit not broken by the master isolating device					
		<b>1 connection - 2 cables - 1 entry/1 exit</b>					
		Colour	Nominal cross section (mm <sup>2</sup> )	Rigid cable (mm <sup>2</sup> )	Capacity Flexible cable (mm <sup>2</sup> )	Capacity Flexible cable with ferrule (mm <sup>2</sup> )	Width (mm)
60	0372 60	Grey ●	4	0.5 to 6	0.5 to 4	0.5 to 2.5	5
60	0372 00	Blue ●					
60	0372 20	Orange ●					
50	0372 61'	Grey ●	4	0.5 to 6	0.5 to 4	0.5 to 4	6
50	0372 01'	Blue ●					
50	0372 21'	Orange ●					
50	0372 62'	Grey ●	6	0.5 to 6	0.5 to 6	0.5 to 6	8
50	0372 02'	Blue ●					
40	0372 63'	Grey ●	10	0.75 to 10	0.75 to 10	0.75 to 10	10
40	0372 03'	Blue ●					
10	0372 64'	Grey ●	16	4 to 16	4 to 16	4 to 16	12
10	0372 04'	Blue ●					
		<b>1 connection - 3 cables - 1 entry/2 exits</b>					
60	0372 40	Grey ●	4	0.5 to 6	0.5 to 4	0.5 to 2.5	5
60	0372 41	Blue ●					
60	0372 42	Orange ●					
50	0372 43'	Grey ●	4	0.5 to 6	0.5 to 4	0.5 to 4	6
50	0372 44'	Blue ●					
		<b>1 connection - 4 cables - 2 entries/2 exits</b>					
60	0372 46	Grey ●	4	0.5 to 6	0.5 to 4	0.5 to 2.5	5
60	0372 47	Blue ●					
50	0372 69'	Grey ●	4	0.5 to 6	0.5 to 4	0.5 to 4	6
50	0372 09'	Blue ●					
		<b>2 connections - 4 cables - 2 levels</b>					
60	0372 67	Grey ●	4	0.5 to 6	0.5 to 4	0.5 to 2.5	5
60	0372 07	Blue ●					
50	0372 68'	Grey ●	4	0.5 to 6	0.5 to 4	0.5 to 4	6
50	0372 08'	Blue ●					

1 : Built-in end cap


Pack	Cat. Nos.	Protection					
		Metal base Screwless fixing on rail PEN from 10 mm <sup>2</sup>					
		<b>1 connection - 2 cables - 1 entry/1 exit</b>					
		Colour	Nominal cross section (mm <sup>2</sup> )	Rigid cable (mm <sup>2</sup> )	Capacity Flexible cable (mm <sup>2</sup> )	Capacity Flexible cable with ferrule (mm <sup>2</sup> )	Width (mm)
60	0372 70	Green/yellow ●	4	0.5 to 6	0.5 to 4	0.5 to 2.5	5
50	0372 71'	Green/yellow ●					
25	0372 72'	Green/yellow ●	6	0.5 to 6	0.5 to 6	0.5 to 6	8
20	0372 73'	Green/yellow ●					
15	0372 74'	Green/yellow ●	16	4 to 16	4 to 16	4 to 16	12
		Green/yellow ●					
		<b>1 connection - 3 cables - 1 entry/2 exits</b>					
40	0372 10	Green/yellow ●	4	0.5 to 6	0.5 to 4	0.5 to 2.5	5
30	0372 11'	Green/yellow ●					
		<b>1 connection - 4 cables - 2 entries/2 exits</b>					
40	0372 12	Green/yellow ●	4	0.5 to 6	0.5 to 4	0.5 to 2.5	5
30	0372 79'	Green/yellow ●					

CAB 3 marking system **p. 140-142**  
 Starfix ferrules and crimping tools **p. 148-149**



# Viking 3 terminal blocks – spring connection

for copper cable (continued)



Accessories **p. 126-127**  
 Technical characteristics **p. 130-131**

Screwless connection system, stainless steel spring type  
 Compatible with either 2 rigid copper cables or flexible cables (0.5 mm<sup>2</sup> - 16 mm<sup>2</sup>) with or without ferrules (p. 148)  
 Direct tool-free insertion of a rigid cable. Direct tool-free insertion of a flexible cable with ferrule, up to 6 mm width  
 Facility for 2 bridging combs  
 Compatible with rails EN 60715 depth 7.5 mm and 15 mm

Pack	Cat. Nos.	Disconnection					
		<b>1 connection - 2 cables</b>					
		Disconnection by means of blade type lever, handle lever or mini lever (with tool)					
		<b>Open (to be equipped)</b>					
		Can take a blade-type automotive fuse or a miniature circuit breaker					
		Colour	Nominal cross section (mm <sup>2</sup> )	Rigid cable (mm <sup>2</sup> )	Capacity Flexible cable (mm <sup>2</sup> )	Flexible cable with ferrule (mm <sup>2</sup> )	Width (mm)
20	0372 80	Grey ●	2.5	0.5 to 2.5	0.5 to 2.5	0.5 to 2.5	6
20	0372 81	Grey ●	2.5	0.5 to 2.5	0.5 to 2.5	0.5 to 2.5	6
20	0372 82	Grey/blue ●	2.5	0.5 to 2.5	0.5 to 2.5	0.5 to 2.5	6
20	0372 83	Grey ●	2.5	0.5 to 2.5	0.5 to 2.5	0.5 to 2.5	6
20	0372 84	Grey ●	2.5	0.5 to 2.5	0.5 to 2.5	0.5 to 2.5	6
20	0372 85	Orange ●	2.5	0.5 to 2.5	0.5 to 2.5	0.5 to 2.5	6
20	0372 86	Orange ●	2.5	0.5 to 2.5	0.5 to 2.5	0.5 to 2.5	6

**Blown fuse indicators** p. 127

Pack	Cat. Nos.	Function blocks					
		<b>1 connection - 4 cables - 2 entries/2 outlets - diode-carrier</b>					
		Colour	Nominal cross section (mm <sup>2</sup> )	Rigid cable (mm <sup>2</sup> )	Capacity Flexible cable (mm <sup>2</sup> )	Flexible cable with ferrule (mm <sup>2</sup> )	Width (mm)
60	0372 54	Grey ●	4	0.5 to 6	0.5 to 4	0.5 to 2.5	5
60	0372 55	Grey ●	4	0.5 to 6	0.5 to 4	0.5 to 2.5	5
60	0372 56	Grey ●	4	0.5 to 6	0.5 to 4	0.5 to 2.5	5

**Accessories** p. 126-127

**End stops** p. 126

CAB 3 marking system **p. 140-142**  
 Starfix ferrules and crimping tools **p. 148-149**



Download the full file at

<http://assets.kempstoncontrols.com/doc/Legrand%20Industrial%20and%20power%20protection%20catalogue.pdf>



**KEMPSTON**  
CONTROLS