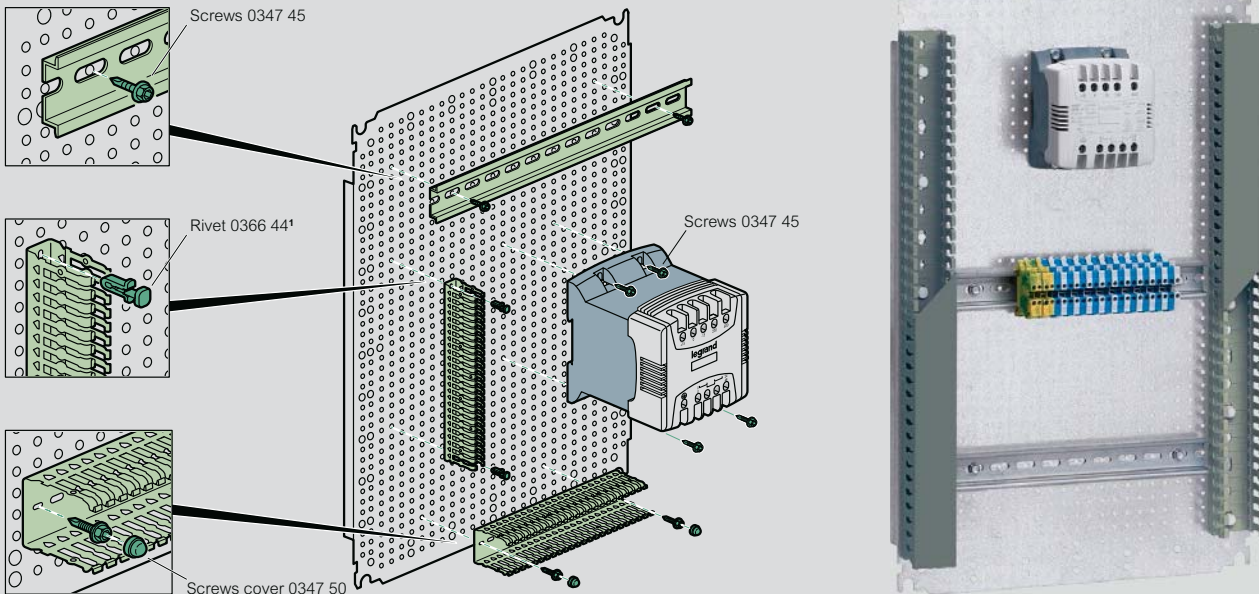


# plain and perforated plates

for Atlantic and Atlantic stainless steel enclosures

## Mounting principle

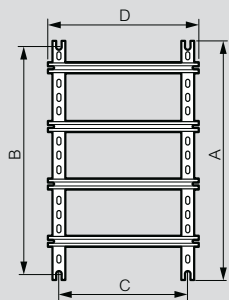


1: Can also be used on Lina 25 perforated plate

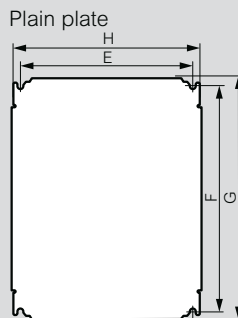
Fixing example on Lina 12.5 plate  
 - of a transformer with screws Cat. No. 0347 45  
 - of a rail  
 - of Transcab cable trunking

## Dimensions

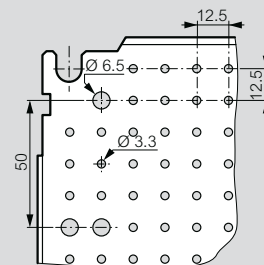
### Assembled chassis with rails and Lina 25 uprights



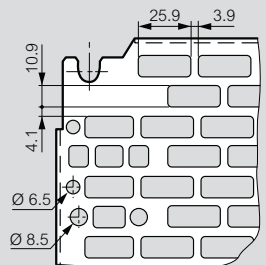
### Lina 12.5 plain plates and Lina 25 perforated plates



### Details Lina 12.5



### Details Lina 25 perforated plate



Enclosure dimensions Height x Width (mm)	Uprights height		Rail length		Chassis fixing	
	A (mm)	D (mm)	B (mm)	C (mm)		
300 x 200	237	143	225	125		
300 x 300	237	243	225	225		
300 x 400	237	343	225	325		
400 x 300	337	243	325	225		
400 x 400	337	343	325	325		
400 x 600	337	543	325	525		
500 x 400	437	343	425	325		
500 x 500	437	443	425	425		
600 x 400	537	343	525	325		
600 x 500	537	443	525	425		
600 x 600	537	543	525	525		
600 x 800	537	743	525	725		
600 x 1000	537	943	525	925		
700 x 500	637	443	625	425		
800 x 600	737	543	725	525		
800 x 800	737	743	725	725		
800 x 1000	737	943	725	925		
1000 x 600	937	543	925	525		
1000 x 800	937	743	925	725		
1000 x 1200	937	1143	925	1125		
1200 x 600	1137	543	1125	525		
1200 x 800	1137	743	1125	725		
1200 x 1000	1137	943	1125	925		
1400 x 800	1337	743	1325	725		

Enclosure dimensions Height x Width (mm)	Dimensions of plates Plain / Lina 12.5 / 25 plates		Usable space for equipment (dm <sup>2</sup> )	Mounting of plates	
	G (mm)	H (mm)		F (mm)	E (mm)
300 x 200	256	156	4.2	225	125
300 x 300	256	256	6.2	225	225
300 x 400 <sup>(1)</sup>	256	356	8.2	225	325
400 x 300 <sup>(1)</sup>	356	256	8.2	325	225
400 x 400	356	356	11.7	325	325
400 x 600 <sup>(1)</sup>	356	556	18.7	325	525
500 x 400	456	356	15.2	425	325
500 x 500	456	456	19.2	425	425
600 x 400 <sup>(1)</sup>	556	356	18.7	525	325
600 x 500	556	456	25.3	525	425
600 x 600	556	556	29.7	525	525
600 x 800 <sup>(1)</sup>	556	756	40.7	525	725
600 x 1000 <sup>(1)</sup>	556	956	51.7	525	925
700 x 500	656	456	28.7	625	425
800 x 600 <sup>(1)</sup>	756	556	40.7	725	525
800 x 800	756	756	55.7	725	725
800 x 1000 <sup>(1)</sup>	756	956	71.7	725	925
1000 x 600 <sup>(1)</sup>	956	556	51.7	925	525
1000 x 800 <sup>(1)</sup>	956	756	70.7	925	725
1000 x 1200 <sup>(1)</sup>	956	1156	108.7	925	1125
1200 x 600	1156	556	64.2	1125	525
1200 x 800	1156	756	85.7	1125	725
1200 x 1000 <sup>(1)</sup>	1156	956	108.7	1125	925
1400 x 800	1356	756	100.7	1325	725

1: For horizontal or vertical mounting

# enclosure equipment

for Atlantic and Atlantic stainless steel enclosures



0367 80



Metal Atlantic enclosure equipped with document holder Cat. No. 0365 80/81



0365 81

Enclosure and equipment selection chart p. 8-9  
 Technical characteristics p. 20

## Pack Cat. Nos. Lina 25 sectioned uprights

Pack	Cat. Nos.	Set of 2 uprights		Section
		For enclosures height (mm)	Length (mm)	
5	0361 50	300	237	L
5	0361 51	400	337	
5	0361 52	500	437	
5	0361 53	600	537	
5	0361 54	700	637	
5	0361 55	800	737	
5	0361 56	1000	937	
1	0361 58	1200	1137	
1	<b>NEW</b> 0361 59	1400	1337	

## Lina 25 rail

**Rail**  
 For fixing onto uprights with clip nut Cat. No. 0364 42 and screw-washer Cat. No. 0367 75 see p. 21


Pack	Cat. Nos.	Rail		Section
		For enclosures width (mm)	Crosspiece length (mm)	
10	0367 80	300	243	└
10	0367 81	400	343	
10	0367 82	500	443	
10	0367 83	600	543	
10	0367 84	800	743	

**Rail to be cut, length 2 m**  
 0374 02 └ EN 60715  
 0374 07 Symmetrical └ depth 15 mm

## Pack Cat. Nos. Copper bars


Pack	Cat. Nos.	Copper bars with tapped holes				
		Cross-section (mm)	Max. intensity allowed (A)	Tapped holes Ø mm	Pitch	Length (mm)
10	0373 88	12 x 2	110	M5	18	990
10	0373 89	12 x 4	160	M5	18	990

**Connectors for bars with tapped holes**  
 1 or 2 conductor from 1.5 to 10 mm<sup>2</sup> (supplied with Ø5 mm screws)



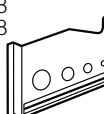
Pack	Cat. Nos.	Non perforated copper bar		
		Cross-section (mm)	Max. intensity allowed (A)	Length (mm)
10	0373 49	12 x 4	180	991.5

**Connectors for bar Cat. No. 0373 49**  
 1.5 to 4 mm<sup>2</sup>  
 6 to 16 mm<sup>2</sup>  
 10 to 35 mm<sup>2</sup> (supplied with M6 CHC Ø5 mm)



## Self adhesive document holder (for plans)

Pack	Cat. Nos.	Open - RAL 7035				
		External dimensions		Internal dimensions		
		Width (mm)	Height (mm)	Width (mm)	Height (mm)	Depth (mm)
20	0365 80	340	235	310	200	18
20	0365 81	260	165	230	130	18



1: Protective conductor per connector (art. 12 of French decree of 14/11/89)

Download the full file at

<http://assets.kempstoncontrols.com/doc/Atlantic%20New%20IP66%20Metal%20Enclosures.pdf>



**KEMPSTON**  
CONTROLS