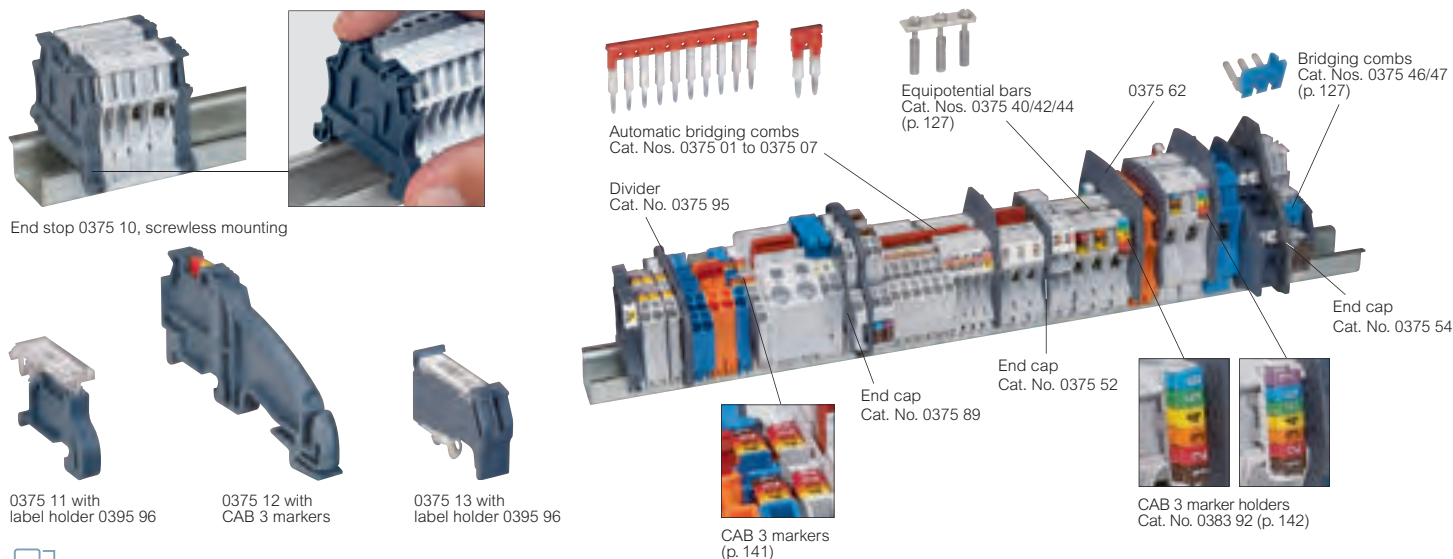


Viking 3 accessories for terminal blocks



Technical characteristics p. 131

Pack	Cat. Nos.	Rails
10	0374 04	Length 2 m ┌ EN 60715 depth 7.5 mm
10	0374 07	┌ depth 15 mm
10	0394 49	45° mounting bracket Set of 2 supports for tilting a rail at an angle of 45° Supplied with 4 x M6 screws, nuts and washers
50	0375 10	End stops Grey Compatible with CAB 3 marking system 6 mm width Screwless mounting For rails ┌ depth 15 mm and ┌ EN 60715 depth 7.5 mm and 15 mm Accepts label holder Cat. No. 0395 96 Acts as end cap for screw terminal blocks 1 entry/1 exit 5, 6, 8 and 10 mm width
20	0375 11	8 mm width For rails ┌ depth 15 mm and ┌ EN 60715 depth 7.5 mm and 15 mm Accepts label holder Cat. No. 0395 96
10	0375 12	10 mm width For rails ┌ depth 15 mm and ┌ EN 60715 depth 7.5 mm (except for rail fixed on plate) and 15 mm - IP 2X terminal block with flat steel bar 12 x 2 mm Cat. No. 0048 19 (p. 42) - Copper bar 12 x 4 mm Cat. No. 0373 89 (p. 45) - Shielding bar 10 x 3 mm Cat. No. 0375 34 (p. 127)
20	0375 13	12 mm width For rails ┌ EN 60715, ┌ depth 15 mm and ┌ EN 60715 depth 7.5 mm and 15 mm
20	0395 96	Identification accessories Transparent label holder With variable angle Fixing on end stops Cat. Nos. 0375 10/11 Supplied with label 32 x 9.5 mm Compatible with label Cat. No. 0395 97
20	0395 97	Label For engraving 28 x 9.5 mm For label holder Cat. No. 0395 96. Flexible ABS White background, black engraving
10	0395 98	Black felt tip pen For permanent marking

CAB 3® marking system p. 140-142


Pack	Cat. Nos.	End caps
		Grey
		For screw terminal blocks
100	0375 50	1 entry/1 exit 5, 6, 8 and 10 mm width
20	0375 51	1 entry/1 exit 12 and 15 mm width
20	0375 52	2 entries/2 exits
20	0375 53	2 levels
20	0375 54	3 levels
20	0375 55	Disconnection terminal 6 mm width and function blocks 5 mm width
20	0375 56	Disconnection terminal fuse cartridge 5 x 20 with screwed plug
10	0375 57	Disconnection for measurement
		For spring terminal blocks with 5 mm width 5 mm pitch block becomes 6 mm pitch with end cap fitted Permits termination of a 4 mm ² cable complete with ferrule
50	0375 86	1 entry/1 exit
50	0375 87	1 entry/2 exits
20	0375 88	2 entries/2 exits
20	0375 89	2 levels
		For spring terminal blocks with 6 mm width Disconnection type
20	0375 90	
		Separation and insulation dividers Grey
		For screw terminal blocks
20	0375 60	1 entry/1 exit 5, 6, 8 and 10 mm width
10	0375 61	1 entry/1 exit 12 and 15 mm width
10	0375 62	2 entry/2 exits and disconnection 6 mm width blocks
10	0375 63	2 levels
		For spring terminal blocks
10	0375 95	1 entry/1 exit, 1 entry/2 exits and 2 entry/2 exits 5 and 6 mm width
10	0375 96	2 levels
		Bridging accessories Bridging combs for screw and spring terminal blocks Front mounting (automatic insertion), screwless Isolated and separable. Consecutive or alternating connection. Red
20	0375 01 ¹	For 10 blocks with 5 mm width
50	0375 02 ¹	For 2 blocks with 5 mm width
20	0375 04 ¹	For 10 blocks with 6 mm width
50	0375 05 ¹	For 2 blocks with 6 mm width
20	0375 07 ¹	For 3 blocks with 8 mm width

1 : Blocks Cat. Nos. 0371 51/52 : upper level only
Block Cat. No. 0372 56 : lower level only

Viking 3 accessories for terminal blocks (continued)




0372 81 (p. 125) + 0375 24



0371 63/0371 03 (p. 120) + 0375 66



0371 61 (p. 120) + 0375 27



Shielding terminal block with end stops Cat. No. 0375 12 (p. 126), shielding bar Cat. No. 0375 34 and clamps Cat. Nos. 0375 30/31

Technical characteristics p. 131

Pack	Cat. Nos.	Bridging accessories (continued)
		Bars for screw terminal blocks Front mounting with screws. Pre-assembled Consecutive or alternating connection
10	0375 40	For 12 blocks with 10 mm width
10	0375 42 ¹	For 12 blocks with 12 mm width
10	0375 44	For 12 blocks with 15 mm width
		Bridging combs for 3-level screw terminal blocks For lower and intermediate levels of blocks Cat. Nos. 0371 51/52 (p. 121). Side mounting Isolated and separable
10	0375 46	Brown. For 12 blocks with 5 mm width
10	0375 47	Blue. For 12 blocks with 5 mm width
		Bridging combs for spring terminal blocks Front mounting (automatic insertion), screwless Isolated. Red
20	0375 82	For 2 blocks with 10 mm width
20	0375 85	For 2 blocks with 12 mm width
		Accessories for disconnection blocks For screw and spring terminal blocks
		Blown fuse indicators Clip directly on to blocks Cat. Nos. 0371 81 (p. 120) or 0372 81 (p. 121)
50	0375 24	12/24/48 V _~ / \sim for block with fuse cartridge 5 x 20 with handle lever
50	0375 25	110/250 V _~ for block with fuse cartridge 5 x 20 with handle lever


Pack	Cat. Nos.	Shielding accessories
		Ensure safe, simple connection of cable shielding
		Shielding clamps For screw and spring terminal blocks - mounted by pivoting on collector bar 10 x 3 mm Cat. No. 0375 34 - mounted on plate with M4 screws (supplied) - mounted on rail with Cat. No. 0364 69 (p. 26)
10	0375 30	For cable diameter 3 to 8 mm
10	0375 31	For cable diameter 4 to 13.5 mm
4	0375 32	For cable diameter 10 to 20 mm
		Shielding bar For screw and spring terminal blocks. Steel. Length 1 m For use with end stop Cat. No. 0375 12 (p. 126) 10 x 3 mm
10	0375 34	
50	0375 35	Screening continuity bracket For screw terminal blocks 1 entry/1 exit 5, 6, 8 and 10 mm width Connected with 2.8 x 0.8 mm clips or welded on. Capacity : 1 mm ²
		Protective screens
		1 pole For screw terminal blocks 1 entry/1 exit
10	0375 65	5 and 6 mm width
10	0375 66	8 and 10 mm width
10	0375 67	12 and 15 mm width
		Cut to length Length 1 m Mounted on separation and insulation divider For screw terminal blocks 1 entry/1 exit
10	0375 68	5, 6, 8 and 10 mm width (divider Cat. No. 0375 60, p. 126)
10	0375 69	12 and 15 mm width (divider Cat. No. 0375 61, p. 126)
		Test meter adaptor
10	0375 27 ²	For screw and spring terminal blocks Measurement socket for Ø4 mm plug for blocks with 5 and 6 mm width

1 : Except for Cat. No. 0371 87 (p. 121)

2 : Except for disconnection blocks with handle lever, screw terminal block with LED and spring function blocks. 2 and 3-level terminal blocks : upper level only

Download the full file at

<http://assets.kempstoncontrols.com/doc/Legrand%20Industrial%20and%20power%20protection%20catalogue.pdf>



KEMPSTON
CONTROLS