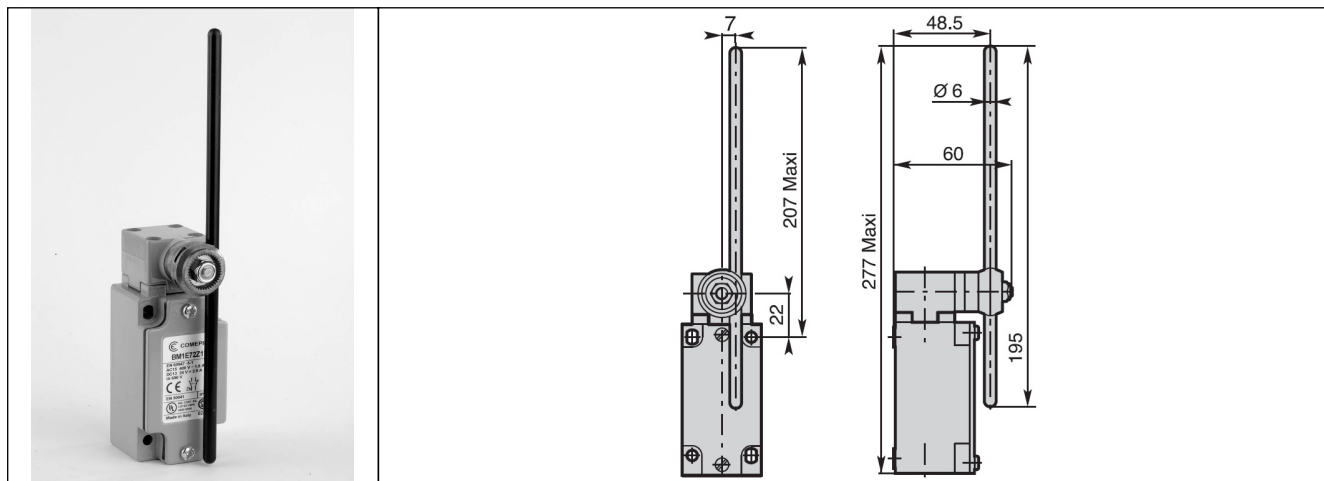
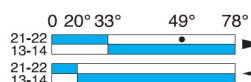
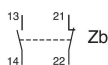


Code	Description
BM5E72Z11	Limit switch
Casing	Limit switch - Metal casing IP66 - 40mm width - 1 cable inlet
Electical connection	Cable inlet(s) for M20x1,5 cable gland
Operation head	Adjustable Ø6 nylon rod level
Contacts	Z11: Snap action contacts 1NO+1NC



Travel and Operation Diagram

Z11: Snap action contacts
1NO+1NC



Positive Opening
Operation
according to
IEC 947-5-1



General Technical Data

Standards			Metal Casing	
Certifications - Approvals			Devices conform with international IEC 947-5-1 and European EN 60 947-5-1 standards	
Air temperature near the device			UL - CSA - IMQ	
- during operation	°C		- 25 ... + 70	
- for storage	°C		- 30 ... + 80	
Protection against electrical shocks (according to IEC 536)			Class I	
Degree of protection (according to IEC 529 and EN 60 529)			IP 66**	
Rated insulation voltage U_i			500 V (degree of pollution 3) (400 V for contacts type X12P, X21P, W03P) A 600, Q 600 (A 300, Q 300 for contacts type X12P, X21P, W03P)	
Rated impulse withstand voltage U_{imp} (according to IEC 947-1 and EN 60 947-1)			kV	6
Conventional free air thermal current I_{th} (according to IEC 947-5-1 and EN 60 947-5-1) $\theta < 40$ °C			A	10
Short-circuit protection			A	10
$U_e < 500$ V a.c. - gG (gl) type fuses				
Rated operational current				
I_e / AC-15 (according to IEC 947-5-1)	24 V - 50/60 Hz	A		10
	120 V - 50/60 Hz	A		6
	230 V - 50/60 Hz	A		3.1
	240 V - 50/60 Hz	A		3
	400 V - 50/60 Hz	A		1.8
I_e / DC-13 (according to IEC 947-5-1)	24 V - d.c.	A		2.8
	125 V - d.c.	A		0.55
	250 V - d.c.	A		0.27
Switching frequency			Cycles/h	3600
Load factor				0.5
Resistance between contacts			mΩ	< 25
Connecting terminals			M3.5 (+, -) pozidriv 2 screw with cable clamp (M3 for 3 poles contacts type)	
Terminal for protective conductor			M3.5 (+, -) pozidriv 2 screw with cable clamp	
Connecting capacity			1 or 2 x mm ²	0.75 ... 2.5 (0.34... 1.5 for 3 poles contacts type)
Terminal marking			According to EN 50 013	
Mechanical durability			Millions of operations	30 25 10
			BM•E/P { 11...13; 21...23; 31...33 41...44; 51...54; 61...75 91...93; 99	

** BM•E54 - P92 - E92 - P93 - E93: PROTECTION DEGREE IP65. - For the complete list of approved products contact our technical department.

IMQ listed values

Comapi Srl

23899 Robbiate (Lecco) Italy – Via Novarino 9/L Tel. +39 039 9903468 Fax +39 039 9906203

www.comapi.it comapi@comapi.it

Comapi S.r.l. reserves the right to modify its products and to change any details in this datasheet at any time without prior notice.

Comapi is not responsible for improper use of their electrical devices: in case you have any doubt or perplexity please contact our Technical Service.