








# Synergy® modern plates and yokes















Front plates : clip on die cast plate with high quality satin finish; anthracite interiors  
Terminal screws captive and backed off ready for cabling



Grid selection charts **p. 194-195**  
Grid modules **p. 190-192**  
Arteor modules **p. 111-131**

Pack	Cat. Nos.		Accessories	
			<b>Blanking plates</b>	
1	7310 95	7312 95		1 gang - 89 x 89 mm
1	7310 96	7312 96		2 gang - 89 x 149 mm
			<b>Outlet plates - VDI/low voltage</b>	
1	7310 52	7312 52		1 gang - 89 x 89 mm with cable clamp and outlet gland

Pack	Cat. Nos.		1 and 2 gang front plates for grid modules	
			For yokes, see below	
1	7311 91	7313 91		1 gang - 89 x 89 mm 1 small aperture module
1	7311 92	7313 92		1 gang - 89 x 89 mm 2 small aperture modules
1	7311 93	7313 93		2 gang - 89 x 149 mm 3 small aperture modules
1	7311 94	7313 94		2 gang - 89 x 149 mm 4 small aperture modules

Pack	Cat. Nos.		Carrier plates for Arteor modules (square)	
			No additional yoke required Enable a Synergy installation to benefit from the additional functionality of Arteor, such as international sockets etc	
1	7310 91	7312 91		1 gang - 89 x 89 mm 1 Arteor module
1	7310 92	7312 92		1 gang - 89 x 89 mm 2 Arteor modules
1	7310 93	7312 93		2 gang - 89 x 149 mm 3 Arteor modules
1	7310 94	7312 94		2 gang - 89 x 149 mm 4 Arteor modules

Pack	Cat. Nos.		1 and 2 gang yokes for grid modules	
			To suit modern front plates only	
10	7354 81			1 gang 1/2 modules
10	7354 82			2 gang 3/4 modules

# Synergy® traditional switches and dimmers



7330 00




7332 02



7330 46



7332 47

Flush and surface mounting back boxes **p. 187**

7330 06



7332 07



7330 09



7332 09

Brushed stainless steel front plates : brushed stainless steel with clear epoxy satin lacquer coating  
 Polished stainless steel front plates : electroplated stainless steel plate with trivalent chrome for mirror finish  
 White interiors and rockers  
 Terminal screws captive and backed off ready for cabling

Pack	Cat. Nos.		Single pole plate switches 10 AX - 250 V $\sim$	
	Stainless steel		Conform to BS EN 60669-1 : 2000	
	Brushed	Polished	Flush mounting back box : min. 16 mm deep	
			Nominal plate dimensions : 1, 2 and 3 gang - 86 x 86 mm 4 and 6 gang - 86 x 146 mm	
1	7330 00	7332 00		1 gang - 1 way
1	7330 01	7332 01		1 gang - 2 way
1	7330 05	7332 05		1 gang - intermediate
1	7330 02	7332 02		2 gang - 2 way
1	7330 03	7332 03		3 gang - 2 way
1	7330 04	7332 04		4 gang - 2 way
1	7330 06	7332 06		6 gang - 2 way

Pack	Cat. Nos.		Single pole plate switches 20 AX - 250 V $\sim$	
	Stainless steel		Conform to BS EN 60669-1 : 2000	
	Brushed	Polished	Flush mounting back box : min. 25 mm deep	
			Nominal plate dimensions : 86 x 86 mm	
1	7331 31	7333 31		1 gang - 2 way
1	7331 32	7333 32		2 gang - 2 way
1	7331 33	7333 33		3 gang - 2 way

Pack	Cat. Nos.		Single pole push switches 10 A - 250 V $\sim$	
	Stainless steel		Conform to BS EN 60669-1 : 2000	
	Brushed	Polished	Flush mounting back box : min. 16 mm deep	
			Nominal plate dimensions : 86 x 86 mm	
1	7330 07	7332 07		1 gang - 2 way push switch

Pack	Cat. Nos.		Dimmer units - 230 V $\sim$	
	Stainless steel		Conform to BS EN 60669-2-1 : 2000 and BS EN 55015	
	Brushed	Polished	Not suitable for fluorescent load	
			Flush mounting back box : min. 25 mm deep	
			Nominal plate dimensions : 86 x 86 mm	
			Dimmers for use with tungsten filament lamps, GU10 halogen lamps and low voltage systems using appropriate transformer	
1	7330 46	7332 46		1 gang - 2 way 50 Hz 40 W-250 W push on/off rotary
1	7330 47	7332 47		2 gang - 2 way 50 Hz 40 W-250 W push on/off rotary

Pack	Cat. Nos.		Dimmer units - 230 V $\sim$ - electronic type	
	Stainless steel		Conform to BS EN 60669-2-1 : 2000 and BS EN 55015	
	Brushed	Polished	Not suitable for fluorescent load	
			Flush mounting back box : min. 25 mm deep	
			Nominal plate dimensions : 86 x 86 mm	
			Dimmers for use with tungsten filament lamps, good quality wire-wound transformers for low voltage loads	
1	7331 56	7333 56		1 gang - 2 way 50-60 Hz 40 W-400 W push on/off rotary
1	7331 57	7333 57		2 gang - 2 way 50-60 Hz 40 W-400 W push on/off rotary

Pack	Cat. Nos.		3 pole fan switches 10 A - 250 V $\sim$	
	Stainless steel		Conform to BS EN 60669-1 : 2000	
	Brushed	Polished	With integrated padlockable safety block in OFF position	
			Flush mounting back box : min. 25 mm deep	
			Nominal plate dimensions : 86 x 86 mm	
1	7330 09	7332 09		3 pole fan switch

Download the full file at

<http://assets.kempstoncontrols.com/doc/Legrand%20Wiring%20Devices%202012.pdf>



**KEMPSTON**  
CONTROLS