



distribution blocks 40 to 160 A

modular style - rail or screw fixing



0048 88 + 0048 45 (p. 42)



0048 79

Conform to standard EN 60947-1
 Insulation voltage according to EN 60947-1/IEC 60664-1 : 500 V
 Impulse (surge) voltage (Uimp) : 8 kV
 Degree of pollution : 3 (conductive dust)
 Self-extinguishing 960 °C for active part supports
 Connection with or without Starfix ferrules

Pack	Cat. Nos.	Modular style blocks		Capacity		Ipk peak withstand current (kA)	Icw (kA)	Number of modules
				rigid (mm ²)	flexible (mm ²)			
		Fixing on rail or on plate using 2 screws Supplied complete with rear insulated plate and transparent cover Bar identification possible using CAB 3 markers When installing under a front plate a blank can also be clipped on to the front plate Additional IP 2X terminals can be fitted (see table opposite)						
		Double pole						
		Equipped with 2 bars						
		Ways per bar						
5	0048 81	40 A	11	1.5 to 4	0.75 to 4	20	3	6
			2	6 to 16	4 to 10			
10	0048 80	100 A	5	2.5 to 10	1.5 to 10	20	4.5	4
			2	10 to 25	6 to 16			
5	0048 82	125 A	11	2.5 to 10	1.5 to 10	18	4.5	8
			2	10 to 25	6 to 16			
			2	10 to 35	10 to 25			
		Four pole						
		Equipped with 4 bars						
		Ways per bar						
5	0048 85	40 A	11	1.5 to 4	0.75 to 4	20	3	6
			2	6 to 16	4 to 10			
10	0048 84	100 A	5	2.5 to 10	1.5 to 10	20	4.5	4
			2	10 to 25	6 to 16			
5	0048 86	125 A	7	2.5 to 10	1.5 to 10	20	4.5	6
			2	10 to 25	6 to 16			
			2	10 to 35	10 to 25			
5	0048 88 ¹	125 A	11	2.5 to 10	1.5 to 10	14.5	4.2	8
			4	10 to 35	6 to 25 ¹			
1	0048 79 ¹	160 A	1	35 to 70	35 to 70	27	8.4	10
			8	2.5 to 10	1.5 to 10			
			4	10 to 25	6 to 16			
			2	10 to 35	10 to 25 ¹			

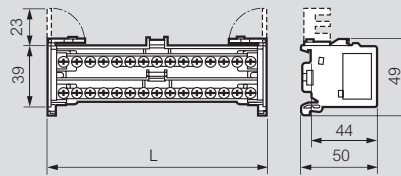
1 : Supplied with short ferrule

CAB 3 markers p. 140-143
 Starfix ferrules p. 148-149



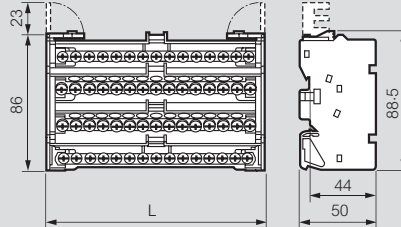
■ Dimensions

Double pole 40 - 100 - 125 A



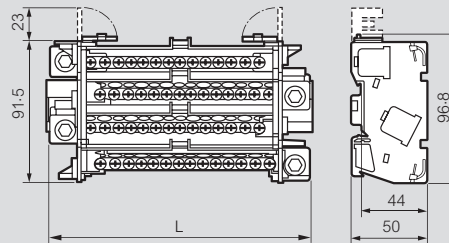
Cat. Nos.	Length (L)
0048 80	70
0048 81	105
0048 82	140

Four pole 40 - 100 - 125 A

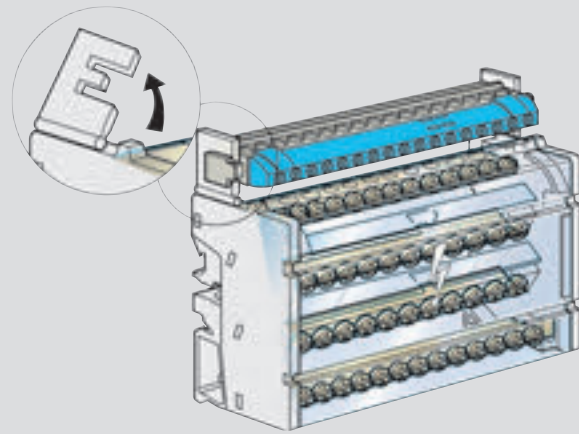


Cat. Nos.	Length (L)
0048 84	70
0048 85	105
0048 86	105
0048 88	140

Four pole 160 A



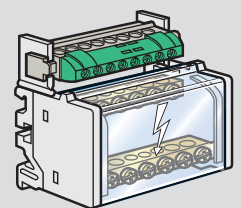
Cat. Nos.	Length (L)
0048 79	179



0048 88 + 0048 45

Extend your wiring capability using IP 2X fully shrouded terminals (see p. 42) on the following :

Distribution block Cat. Nos.	IP 2X Terminal	Characteristics Voltage	Rating
0048 80	0048 32 ¹	400 V	80 A
0048 81	0048 34 ¹	400 V	40 A
0048 82	0048 35 ¹	400 V	100 A
0048 84	0048 42 ²	400 V	80 A
0048 85	0048 44 ²	400 V	40 A
0048 86	0048 44 ²	400 V	100 A
0048 88	0048 45 ²	400 V	100 A
0048 79	0048 45 ²	400 V	100 A



0048 80 + 0048 32

1 : (green cover)
 2 : Neutral (blue cover)