

TRANSFORMERS AND POWER SUPPLIES

FEATURES

- Control, signalling and safety isolation transformers
- Compact transformers
- Filtered power supplies

For further information see p. 90 to 97



NEW

CX³ POWER CONTACTORS

FEATURES

- Contact choice: N/O - normally open
N/C - normally closed
- Easy fixing of control and auxiliaries ensures optimum strength
- Available with or without handle
- Independent screw connection / wiring of control and power terminals at any one time




TIME SWITCHES

FEATURES

- Digital and analogue versions available
- DIN rail and surface mounting options
- AlphaRex³ programmable range

For further information see p. 104 to 113

It's a push button, it's a control switch... you decide



Turn a momentary contact into a maintained contact at the turn of a button with Legrand's versatile push button / control switches.

Available with normally open (N/O), normally closed (N/C) or both N/O and N/C contacts, and in single function or dual function with indicators.


GO TO PAGE 101 TO FIND OUT MORE

isolating switches DX³-IS

16 to 125 A



4064 59



4064 81

Dimensions **p. 103**
 Technical information **opposite**

AC 23 A according to BS EN 60947-3 and IEC 60947-3, AC 22 A for 125 A
 Double break contacts
 Visible contact indicator

Pack Cat. Nos. **Isolating switches**

		Grey handle Can be equipped with 1 DX ³ signalling auxiliary (p. 58) Lock in open and closed position with locking device Cat. No. 4063 03 and Ø 5 mm padlock Cat. No. 4063 13 Label holder for circuit identification	
1P - 250 V~			
	Nominal rating I _n (A)		Number of modules
10	4064 00	16	1
10	4064 01	20	1
10	4064 03	32	1
10	4064 11	40	1
10	4064 12	63	1
10	4064 23	100	1
2P - 400 V~			
10	4064 31	16	1
10	4064 32	20	1
10	4064 34	32	1
5	4064 40	40	2
5	4064 41	63	2
5	4064 53	63 with red handle	2
5	4064 55	100 with red handle	2
5	4064 50	125	2
2P with indicator - 400 V~			
		Supplied with lamp Do not accept auxiliaries	
10	4064 36	20	1
10	4064 38	32	1
3P - 400 V~			
5	4064 57	20	2
5	4064 59	32	2
1	4064 60	40	3
1	4064 61	63	3
1	4064 75	100 with red handle	3
1	4064 70	125	3
4P - 400 V~			
5	4064 77	20	2
5	4064 79	32	2
1	4064 80	40	4
1	4064 81	63	4
1	4064 95	100 with red handle	4
1	4064 90	125	4

Accessories

2	4063 03	Support for one Ø5 mm padlock for DX ³ MCBs and RCDs or isolating switches	
3	4063 13	Ø5 mm shackle type padlock	
2	4063 04	Sealable screw cover - 4 separable poles For DX ³ isolating switches, 1 module per pole	
1	4063 05	Insulating shields For DX ³ isolating switches, 1 module per pole Pole insulating shield (set of 6)	

DX³-IS isolating switches


Electrical characteristics

Thermal rating (I _{th})	16 - 40 A	40 - 63 A	100 - 125 A
Terminals	Cage	Cage	Cage
Connection	flexible	1.5 to 10 mm ²	4 to 35 mm ²
	rigid	1.5 to 16 mm ²	1.5 to 35 mm ²
Insulation voltage (H _i)	500 V~	500 V~	500 V~
Impulse withstand voltage (U _{imp})	6 kV	6 kV	6 kV
Category of use ¹	AC 22 A	AC 22 A	AC 22 A
Short time withstand current (I _{cw})	750 A	2000 A	2500 A
Short-circuit making capacity (I _{cm})	1500 A	3000 A	3700 A
No. of electrical operations	30000	20000	5000
Protection index	IP 2X wired	IP 2X wired	IP 2X wired

¹ : test conditions according to IEC 60947-3
 AC 22 A : combined motor/resistor breaking with frequent operations

Download the full file at

<http://assets.kempstoncontrols.com/doc/Legrand%20Industrial%20and%20power%20protection%20catalogue.pdf>



KEMPSTON
CONTROLS