



Figure similar

Overload relay 11...16 A For motor protection Size S0, Class 10 Contactor mounting Main circuit: screw terminal Auxiliary circuit: spring-type terminal Manual-Automatic-Reset !!! Phased-out product !!! Successor is SIRIUS 3RU2 Preferred successor type is >>3RU2126-4AC0<<

<b>product brand name</b>	SIRIUS
<b>product designation</b>	thermal overload relay
<b>General technical data</b>	
<b>size of overload relay</b>	S0
<b>size of contactor can be combined company-specific</b>	S0
power loss [W] for rated value of the current at AC in hot operating state	8.1 W
• per pole	2.7 W
insulation voltage with degree of pollution 3 at AC rated value	690 V
<b>surge voltage resistance rated value</b>	6 kV
protection class IP on the front	IP20
<b>shock resistance</b>	8g / 10 ms
<b>type of protection</b>	DMT 98 ATEX G 001
<b>reference code acc. to IEC 81346-2</b>	F
Substance Prohibitance (Date)	01.07.2006 00:00:00
<b>Ambient conditions</b>	
installation altitude at height above sea level maximum	2 000 m
<b>ambient temperature</b>	
• during operation	-20 ... +70 °C
• during storage	-55 ... +80 °C
• during transport	-55 ... +80 °C
relative humidity during operation	100 %
<b>Main circuit</b>	
<b>number of poles for main current circuit</b>	3
<b>adjustable current response value current of the current-dependent overload release</b>	11 ... 16 A
operating voltage at AC-3 rated value maximum	690 V
<b>Auxiliary circuit</b>	
<b>number of NC contacts for auxiliary contacts</b>	1
<b>number of NO contacts for auxiliary contacts</b>	1
number of CO contacts for auxiliary contacts	0
<b>operational current of auxiliary contacts at AC-15</b>	
• at 24 V	3 A
• at 110 V	3 A
• at 120 V	3 A
• at 125 V	3 A

<ul style="list-style-type: none"> <li>• at 230 V</li> <li>• at 400 V</li> </ul>	2 A 1 A
<b>operational current of auxiliary contacts at DC-13</b> <ul style="list-style-type: none"> <li>• at 24 V</li> <li>• at 110 V</li> <li>• at 125 V</li> <li>• at 220 V</li> </ul>	1 A 0.22 A 0.22 A 0.11 A
<b>Protective and monitoring functions</b>	
<b>trip class</b>	CLASS 10
<b>Short-circuit protection</b>	
<b>design of the fuse link</b> <ul style="list-style-type: none"> <li>• for short-circuit protection of the auxiliary switch required</li> </ul>	fuse gL/gG: 6 A, quick: 10 A
<b>Installation/ mounting/ dimensions</b>	
<b>mounting position</b>	with vertical mounting surface +/-135° rotatable, with vertical mounting surface +/- 45° tiltable to the front and back
<b>fastening method</b>	Contacteur mounting
<b>height</b>	97 mm
<b>width</b>	45 mm
<b>depth</b>	96 mm
<b>required spacing</b> <ul style="list-style-type: none"> <li>• with side-by-side mounting               <ul style="list-style-type: none"> <li>— forwards 0 mm</li> <li>— backwards 0 mm</li> <li>— upwards 0 mm</li> <li>— downwards 0 mm</li> <li>— at the side 0 mm</li> </ul> </li> <li>• for grounded parts               <ul style="list-style-type: none"> <li>— forwards 0 mm</li> <li>— backwards 0 mm</li> <li>— upwards 0 mm</li> <li>— at the side 6 mm</li> <li>— downwards 0 mm</li> </ul> </li> <li>• for live parts               <ul style="list-style-type: none"> <li>— forwards 0 mm</li> <li>— backwards 0 mm</li> <li>— upwards 0 mm</li> <li>— downwards 0 mm</li> <li>— at the side 6 mm</li> </ul> </li> </ul>	
<b>Connections/ Terminals</b>	
product function removable terminal for auxiliary and control circuit	No
<b>type of electrical connection</b> <ul style="list-style-type: none"> <li>• for main current circuit</li> <li>• for auxiliary and control circuit</li> </ul>	screw-type terminals Cage Clamp terminals
<b>type of connectable conductor cross-sections</b> <ul style="list-style-type: none"> <li>• for main contacts               <ul style="list-style-type: none"> <li>— solid 2 x (1 ... 2.5 mm<sup>2</sup>), 2 x (2.5 ... 6 mm<sup>2</sup>), max. 2 x (2.5 ... 10 mm<sup>2</sup>)</li> <li>— finely stranded with core end processing 2x (1 ... 2.5 mm<sup>2</sup>), 2x (2.5 ... 6 mm<sup>2</sup>), 1x 10 mm<sup>2</sup></li> </ul> </li> <li>• at AWG cables for main contacts 2x (16 ... 12), 2x (14 ... 8)</li> </ul>	
<b>type of connectable conductor cross-sections</b> <ul style="list-style-type: none"> <li>• for auxiliary contacts               <ul style="list-style-type: none"> <li>— solid 2x (0.5 ... 2.5 mm<sup>2</sup>)</li> <li>— finely stranded with core end processing 2x (0.5 ... 1.5 mm<sup>2</sup>)</li> <li>— finely stranded without core end processing 2x (0.5 ... 1.5 mm<sup>2</sup>)</li> </ul> </li> <li>• at AWG cables for auxiliary contacts 2x (20 ... 14)</li> </ul>	
<b>Safety related data</b>	
<b>touch protection against electrical shock</b>	finger-safe

## Certificates/ approvals

General Product Approval

For use in hazardous locations



Declaration of Conformity

Test Certificates

Marine / Shipping



EG-Konf.

[Miscellaneous](#)

[Special Test Certificate](#)

[Type Test Certificates/Test Report](#)



Marine / Shipping

other



LRS



RINA



RMRS



DNV-GL

[Confirmation](#)

[Miscellaneous](#)

Railway

[Special Test Certificate](#)

## Further information

Information- and Downloadcenter (Catalogs, Brochures,...)

<https://www.siemens.com/ic10>

Industry Mall (Online ordering system)

<https://mall.industry.siemens.com/mall/en/en/Catalog/product?mlfb=3RU1126-4AD0>

Cax online generator

<http://support.automation.siemens.com/WW/CAXorder/default.aspx?lang=en&mlfb=3RU1126-4AD0>

Service&Support (Manuals, Certificates, Characteristics, FAQs,...)

<https://support.industry.siemens.com/cs/ww/en/ps/3RU1126-4AD0>

Image database (product images, 2D dimension drawings, 3D models, device circuit diagrams, EPLAN macros, ...)

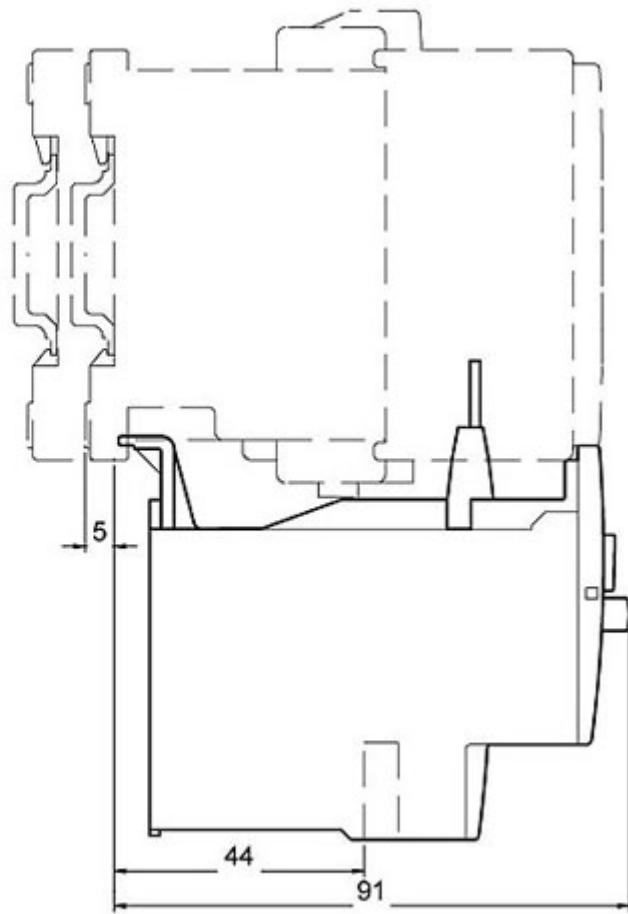
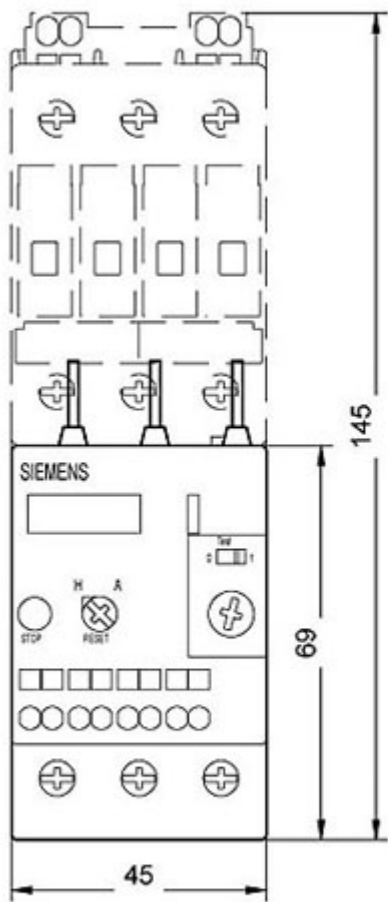
[http://www.automation.siemens.com/bilddb/cax\\_de.aspx?mlfb=3RU1126-4AD0&lang=en](http://www.automation.siemens.com/bilddb/cax_de.aspx?mlfb=3RU1126-4AD0&lang=en)

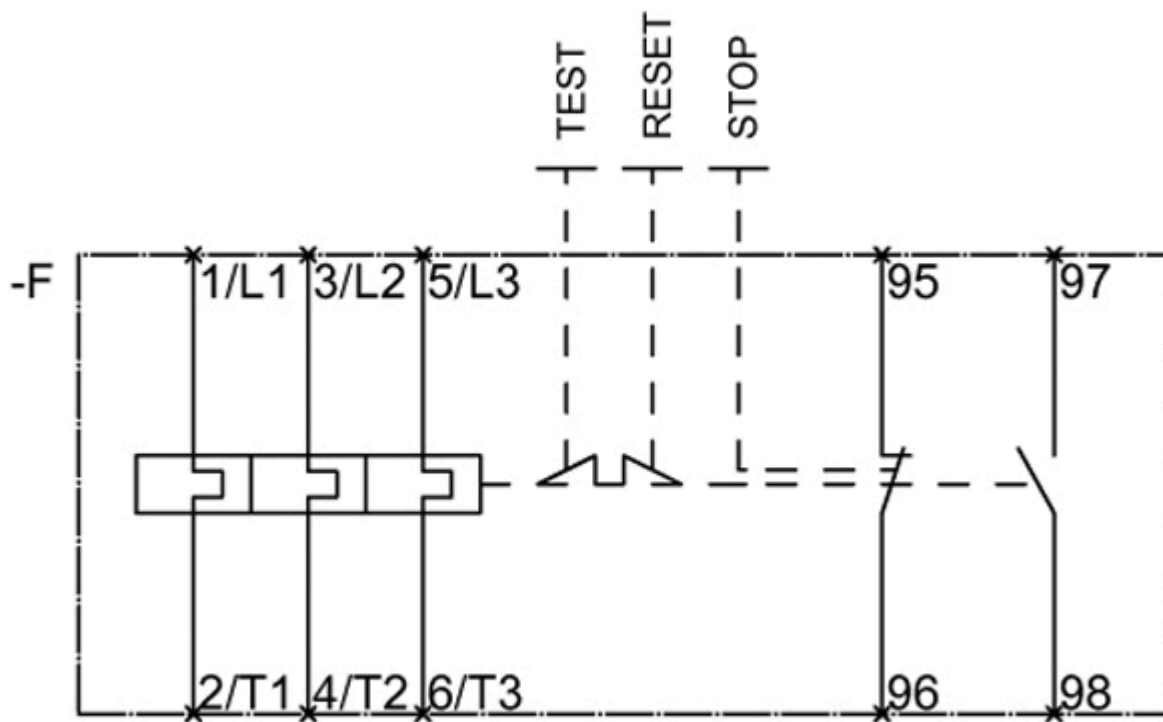
Characteristic: Tripping characteristics, I<sup>2</sup>t, Let-through current

<https://support.industry.siemens.com/cs/ww/en/ps/3RU1126-4AD0/char>

Further characteristics (e.g. electrical endurance, switching frequency)

<http://www.automation.siemens.com/bilddb/index.aspx?view=Search&mlfb=3RU1126-4AD0&objecttype=14&gridview=view1>





last modified:

2/11/2021 