

3SB1 Pushbutton Units and Indicator Lights



22 mm Mounting Diameter

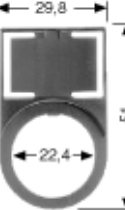
Nameplates Selection and ordering data

Special inscriptions
When ordering, state the desired inscription in plain text in addition to the Order No. and Order Code. In the case of special inscriptions in languages

other than German, give the exact spelling and state the language.
For symbols other than those shown, state also the Serial No. according to DIN report 4.

Supplement the Order No. with the following Order Codes:
 – **K0Y** for initial capital letters
 – **K1Y** for capital letters
 – **K2Y** for small letters
 – **K3Y** for symbols
 – **K9Y** for inscription in accordance with order

Version/inscription	Stick-on nameplate 12.5 × 27 mm Order No. Preferred type Price 1 unit	Stick-on nameplate 27 × 27 mm Order No. Preferred type Price 1 unit	Pack. Unit
<p>Inscription plates with inscriptions and symbols other than those shown</p> <p>Inscription plate 12.5 mm × 27 mm 2 lines with 11 letters each are possible, engraved lettering.</p> <p>Inscription plate 27 mm × 27 mm 5 lines with 11 letters each are possible, engraved lettering.</p>	<p>▶ 3SB19 01-2XZ K0Y, K1Y, K2Y, K3Y or K9Y</p>	<p>–</p>	
<p>Label holder 3SB19 01-0AX for inscription plate 12.5 mm × 27 mm</p> 	<p>–</p>	<p>▶ 3SB19 06-2XZ K0Y, K1Y, K2Y, K3Y oder K9Y</p>	
<p>Label holder 3SB19 06-0AX for inscription plate 27 mm × 27 mm</p> 	<p>▶ 3SB19 01-0AX</p>	<p>▶ 3SB19 06-0AX</p>	
<p>Label holder for inscription plate 22 mm mounting diameter</p>	<p>▶ 3SB19 01-0AX</p>	<p>▶ 3SB19 06-0AX</p>	
<p>Inscription plates for plotting and adhesive fixing</p>	<p>see page 9/50</p>		

Version/inscription	Snap-on nameplates 17.5 × 28 mm Order No. Preferred type Price 1 unit	Pack. Unit
<p>Inscription plates with inscriptions and symbols other than those shown</p> <p>Inscription plate 17.5 mm × 28 mm 3 lines with 11 letters each are possible, engraved lettering.</p> <p>Label holder for inscription plate 22 mm mounting diameter</p>	<p>▶ 3SB19 04-2XZ K0Y, K1Y, K2Y, K3Y or K9Y</p> <p>▶ 3SB19 04-0AX</p>	
<p>Label holder 3SB19 04-0AX for inscription plate 17.5 mm × 28 mm</p> 		

3SB1 Pushbutton Units and Indicator Lights

22 mm Mounting Diameter

Primary nameplates Selection and ordering data

Consist of a black moulded plastic holder and an inscription plate.

The holders can be stuck and/or screwed in position. The inscription plate has an adhesive layer on the rear.

Nameplates with special inscriptions must be ordered as described on page 9/104.

Fig. No.	Version	Order No.	Price 1 unit	Pack. Unit
1	similar to 1	Holder , 64 mm long		1
	similar to 2	Inscription plate for 64 mm long holder without inscription with special inscription, state desired lettering in plain text. Possible arrangements: 1 line with 24 letters, each letter 4 mm high; 2 lines each with 27 letters each letter 3 mm high	3SB19 06-5AX 3SB19 06-5AA 3SB19 06-5XZ K0Y, K1Y, K2Y, K3Y or K9Y	
2	1	Holder , 94 mm long		1
	2	Inscription plate for 94 mm long holder without inscription aluminized red with special inscription, state desired lettering in plain text. Possible arrangements: 1 line with 37 letters, each letter 4 mm high; 2 lines each with 42 letters, each letter 3 mm high	3SB19 06-6AX 3SB19 06-6AA 3SB19 06-7AA 3SB19 06-6XZ K0Y, K1Y, K2Y, K3Y or K9Y	

* Values in brackets apply to 3SB19 06-6 . .

Rectangular frames Selection and ordering data

Made from black moulded plastic, these give the 3SB1 program (22 mm) a rectangular appearance.

Already installed actuators can be changed subsequently to the rectangular design if they are installed in a matching grid layout.

Protective caps cannot be used with rectangular frames.

For the inscription, 3SB19 01 inscription plates should be ordered as shown on pages 9/103 and 9/104.

Fig. No.	Version	Order No.	Price 1 unit	Pack. Unit
Without inscription plate				
1	Single frame	3SB19 03-0AA		10
5	Double frame	3SB19 03-0AG		10
4	Triple frame	3SB19 03-0AM		5
8	Side part for double and triple frames	3SB19 03-0AS		50
For inscription plate, 12.5 mm x 27 mm				
2	Single frame	3SB19 03-0AB		10
6	Double frame	3SB19 03-0AH		10
4	Triple frame	3SB19 03-0AN		5
9	Side part for double and triple frames	3SB19 03-0AT		50
For inscription plate, 27 mm x 27 mm				
3	Single frame	3SB19 03-0AC		10
7	Double frame	3SB19 03-0AJ		10
4	Triple frame	3SB19 03-0AP		5
10	Side part for double and triple frames	3SB19 03-0AW		50
-	Clip for connecting double and triple frames 2 units per connecting point for version without inscription plate 3 units per connecting point for version with inscription plate	3SB19 03-0AV		50

* 46 mm for triple frames for inscription plate 12.5 mm x 27 mm, 60 mm for triple frames for inscription plate 27 mm x 27 mm.

3SB1 Pushbutton Units and Indicator Lights

22 mm Mounting Diameter

Accessories and spare parts

Fig. No.	Version	Colour	Order No.	Price	Weight approx.	Pack.
			Preferred type	1 unit	kg	Unit
1	Front ring Moulded plastic, h = 12 mm sim. 1 for actuator	black aluminized bright chromed	▶ 3SB19 11-0BA ▶ 3SB19 11-0EA ▶ 3SB19 11-0DA			1
2	Metal, h = 12 mm sim. 1 h = 18.5 mm sim. 1 h = 23.5 mm for actuator	aluminized	▶ 3SB19 11-0AA ▶ 3SB19 11-0AD ▶ 3SB19 11-0AH			
3	Metal, with side cutouts, h = 18.5 mm	aluminized	▶ 3SB19 11-0AE			
4	Metal, with castellations, h = 18.5 mm h = 23.5 mm	aluminized	▶ 3SB19 11-0AF ▶ 3SB19 11-0AJ			
5	Screw lens raised version	red green yellow clear	▶ 3SB19 10-1HC ▶ 3SB19 10-1HE ▶ 3SB19 10-1HD ▶ 3SB19 10-1HH			1
6	Adapter ¹⁾ for fitting an actuator of 22 mm design in a 30.5 mm mounting hole		▶ 3SB19 02-0AV			1
7	Adapter with reflector for use in indicator lights, raised version		▶ 3SB19 02-1AT			1
8	Sealable cap ²⁾ for pushbutton units with flat pushbutton	black transparent	▶ 3SB19 02-0AL ▶ 3SB19 02-2AR			1
9	Blank plug (degree of protection IP 65) moulded plastic, for 22.5 mm	black aluminized	▶ 3SB19 02-0AR ▶ 3SB19 02-0AQ			10
Fig. No.	Suitable for	Version	Order No.	Price	Weight approx.	Pack.
			Preferred type	1 unit	kg	Unit
8	Extension plunger for bridging the gap between a pushbutton and the reset button of a thermal overload relay.	On, off and reset pushbuttons 3SA8 9 . . 3SA8 840 pushbutton units with flat button, also with 12 mm stroke (3SB10 00-0E.02)	▶ 3SX1 335		0.005	1
9	Sleeve for pushbutton units for inserting the 3SX1 335 extension plunger (unscrew front ring and pushbutton, then fit sleeve)	Pushbutton units with flat button	▶ 3SB19 02-1AL		0.002	1
9	Yellow backing plate self-adhesive, external diameter 80 mm 28 mm hole	as contrasting surface for EMERGENCY STOP actuators 3SB1	▶ 3SX1 720 ▶ 3SX1 721		0.005	1
10	Yellow backing plate 1 mm thick external diameter 75 mm 22.5 mm hole	as contrasting surface for EMERGENCY STOP actuators 3SB1	▶ 3SB19 02-2BA ▶ 3SB19 02-2BB		0.006	1
11	Sound transducer for audible signal device BA 9s base; 0.6 W	audible signal device 3SB1	▶ 3SB19 02-2BN		0.003	1
12	Protective collar for front plate mounting	EMERGENCY STOP without positive latch- ing EMERGENCY STOP with pos- itive latching	▶ 3SB19 02-2BM ▶ 3SB39 21-0AX		0.025	1
-	Drilling template for 30 mm horizontal grid	3SB1 pushbutton units and indicator lights 22 mm mounting diameter round and square versions	▶ 3SB19 02-2BG		0.01	1

1) Consists of two metal washers with adhesive on one side. Can also be used as thrust collars for front plates of thin insulating material.

2) Not suitable for use with label holders; can be used with SIGNAL 3SB3.

3SB1 Pushbutton Units and Indicator Lights

22 mm Mounting Diameter

Accessories and spare parts

Fig. No.	Version	Colour	Lock No.	Order No.	Price	Pack.
				Preferred type	1 unit	Unit
1	1	Button, flat for pushbutton units	black red yellow green blue white clear	▶ 3SB19 10-0AB		
				▶ 3SB19 10-0AC		
2		for illuminated pushbutton units	red yellow green blue white clear	▶ 3SB19 10-0AD		
				▶ 3SB19 10-0AE		
3	2	Button, raised for pushbutton units	black red yellow blue clear	▶ 3SB19 10-0AF		
				▶ 3SB19 10-0AG		
4		for illuminated pushbutton units	red yellow blue clear	▶ 3SB19 10-0AH		
				▶ 3SB19 10-0CC		
5	3	Mushroom-shaped button, Ø 30 mm	black yellow green	▶ 3SB19 10-0CD		
				▶ 3SB19 10-0CE		
6	-	Illuminated mushroom-shaped button, Ø 30 mm	red yellow blue clear	▶ 3SB19 10-0CF		
				▶ 3SB19 10-0AG		
7	4	Screw lens with lamp test (push to test)	red yellow green blue white clear	▶ 3SB19 10-0BH		
				▶ 3SB19 10-0DC		
8	5	with concentric rings	red yellow green blue white clear	▶ 3SB19 10-0DD		
				▶ 3SB19 10-0DF		
9	6	for labelling using insert cap	yellow clear	▶ 3SB19 10-0OB		
				▶ 3SB19 10-0BC		
10	6	for use with glow lamps and LED lamps	red yellow green blue	▶ 3SB19 10-0BD		
				▶ 3SB19 10-0BF		
11	7	Key for safety locks	CES lock SSG 10 SSP 9 IKON lock BKS lock O.M.R lock	▶ 3SB19 10-0BD		
				▶ 3SB19 10-0BH		
12	8	Clear protective cap, material silicone, 22 mm	light blue red black yellow	▶ 3SB19 10-0DC		
				▶ 3SB19 10-0DD		
13	8	for pushbutton unit	for flat button for raised button	▶ 3SB19 10-0DE		
				▶ 3SB19 10-0EE		
14	8	for knob for knob (old shape), maintained contact, consisting of metal front ring and cap		▶ 3SB19 10-0EF		
				▶ 3SB19 10-0EG		
15	8	Clear protective cap, 22 mm¹⁾	Material Elastolan Material PVC	▶ 3SB19 10-0EH		
				▶ 3SB19 10-0EH		
16	9	Clear protective cap, material silicone, 22 mm for mushroom push-pull buttons and pushbuttons ²⁾ , Ø 40 mm		▶ 3SB19 10-1GC		
				▶ 3SB19 10-1GD		

1) Can be used at ambient temperatures of 5 °C upwards.

2) With turn-to-release mushroom-shaped pushbuttons, the endurance life of the protective cap is 100 000 operations.