

Viking™ 3 terminal blocks with screw connection

Characteristics and dimensions (mm)

V2 polyamide according to UL 94, 960 °C according to IEC EN 60695-2-11
Insulating material for terminal blocks: polyamide - 30° C to + 100° C

Connecting blocks

Cat.Nos	Voltage (V)			Current (A)			Nominal cross-section						
	IEC	CSA	UL	le	IEC	CSA	UL	IEC (mm²)	CSA (AWG)	UL (AWG)			
0 371 00/20/30/60	800	600	600	27	24	20	20	2.5	12	12			
0 371 01/21/31/61				36	32	30	30	4	10	10	10		
0 371 02/62				48	41	46	46	6	8	8	8		
0 371 03/63				63	57	60	60	10	6	6	6		
0 371 04/64/98				85	76	85	85	16	4	4	4		
0 371 05/65/99				138	125	115	115	35	2	2	2		
0 371 07/67	500	300	300	27	24	20	20	2.5	12	12			
0 371 08/68				36	32	30	30	4	10	10			
0 371 09/69				36	32	30	30	4	10	10			
0 371 66				1000	600	600	213	192	200	200	70	000	000
0 371 77				800	600	600	36	32	30	30	4	10	10
0 371 78				48	41	46	46	6	8	8	8	8	

Cat.No 0 371 51: see blocks for sensors
IEC 60947-7-1, CSA no. 22-2 no. 158, UL 1059
le: Rated current NF C 15100 table 52H, column 4

Approved by ATEX:

LCIE 07 ATEX 0010 U-0081 II 1 or 2 G or D Ex e/i/tD/iD II

The terminal blocks with screw connection covered by this certificate are 1-, 2- and 3-level connecting terminal blocks, and blocks for protection conductor with metal⁽¹⁾ (detailed list on p. 906)

The main characteristics are:

Operating temperature: - 30 °C to + 55 °C

Maximum temperature of materials: + 85 °C

Working voltage acc. to EN 60079-7: 1-level terminal blocks: 500 V
Blocks with 2 entries - 2 outlets: 250 V
2 and 3-level terminal blocks: 250 V

Rated current:

Conductor cross-section (mm²)	2.5	4	6	10	16	35	70
Rated current (A)	18	23	30	42	57	93	145

Attestation of conformity of component for the customer is available on request

1: Except for Cat.No 0 371 76

Blocks for protection conductor

Cat.Nos	Voltage (V)			Current (A)			Nominal cross-section		
	IEC	CSA	UL	le	IEC	IEC (mm²)	CSA (AWG)	UL (AWG)	
0 371 70	800	600	600	-	-	2.5	12	12	
0 371 71				-	-	4	10	10	
0 371 72				-	-	6	8	8	
0 371 73 ⁽¹⁾				63	57	10	6	6	
0 371 74 ⁽¹⁾				85	76	16	4	4	
0 371 75 ⁽¹⁾				138	125	35	2	2	
0 371 76	-	-	-	-	-	35	10	-	
0 371 79	500	300	300	-	-	4	10	10	

IEC 60947-7-2, CSA no. 22-2 no. 158, UL 1059
le: Rated current NF C 15100 table 52H, column 4
1: PEN terminal blocks

Disconnect terminal blocks

Cat.Nos	Voltage (V)			Current (A)			Nominal cross-section		
	IEC	CSA	UL	IEC	CSA	UL	IEC (mm²)	CSA (AWG)	UL (AWG)
0 371 80	500	300	300	15	15	15	2.5	12	12
0 371 81 or 0 371 80 + 0 375 15	250	250	250	6.3	6.3	6.3			
0 371 82	500	300	300	15	15	15			
0 371 83									
0 371 84									
0 371 85									
0 371 86									
0 371 87/88	250	250	250	10	10	10	10	6	6

IEC 60947-7-1/7-3, CSA no. 22-2 no. 158, UL 1059

Power according to IEC 60947-7-3

Cat.Nos	Short-circuit		Short-circuit + overload	
	Separate blocks	Assembled blocks	Separate blocks	Assembled blocks
0 371 81 or 0 371 80 + 0 375 15 ⁽¹⁾	4 W / 6.3 A Pvk = 4.75 W	1.6 W/6.3 A Pvk = 2 W	1.6 W/6.3 A Pv = 1.65 W	-
0 371 87/88	4 W Pvk = 5 W	2.5 W Pvk = 2.7 W	1.6 W Pv = 1.8 W	-

1: With or without blown fuse indicator Cat.No 0 375 25

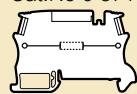
Function blocks

Cat.Nos	Voltage (V)			Current (A)			Nominal cross-section		
	IEC	CSA	UL	IEC	CSA	UL	IEC (mm²)	CSA (AWG)	UL (AWG)
0 371 53	250	-	-	-	-	-	2.5	-	-
0 371 54	250	-	-	1	-	-	2.5	-	-
0 371 55	500	300	300	1	1	1	4	10	10
0 371 56	12 to 24	12 to 24	12 to 24	32	30	30	4	10	10

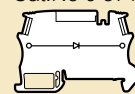
IEC 60947-7-1, CSA no. 22-2 no. 158, UL 1059

Schematic diagrams

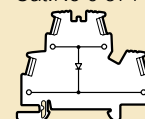
Cat.No 0 371 53



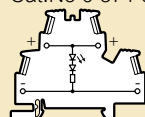
Cat.No 0 371 54



Cat.No 0 371 55



Cat.No 0 371 56



Diode for Cat.Nos 0 371 54/55

- 1N4007 type 1A
- direct current = 1 A
- peak inverse voltage 1000 V
- inverse current 5 µA at 25 °C

Blocks for sensors and actuators/PNE

Cat.Nos	Voltage (V)			Current (A)			Nominal cross-section			
	IEC	CSA	UL	le	IEC	CSA	UL	IEC (mm²)	CSA (AWG)	UL (AWG)
0 371 51	400	300	300	27	24	20	20	2.5	12	12
0 371 52										

IEC 60947-7-1/7-2, CSA no. 22-2 no. 158, UL 1059
le: Rated current NF C 15100 table 52H, column 4

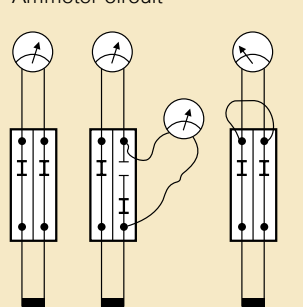
Disconnect block for measurement

Cat.Nos	Voltage (V)			Current (A)			Nominal cross-section		
	IEC	CSA	UL	IEC	CSA	UL	IEC (mm²)	CSA (AWG)	UL (AWG)
0 371 92	800	-	-	24	-	-	4	-	-

IEC EN 60947-7-1

Wiring principle for measurement blocks Cat.No 0 371 92

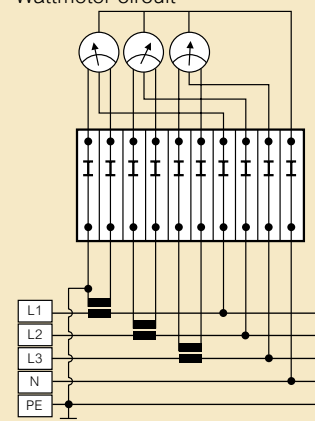
Ammeter circuit



Normal position Test position Short-circuit position

Per circuit:
2 x Disconnect blocks for measurement
Cat.No 371 92
4 x Measurement sockets for Ø4 mm plug
Cat.No 375 77
1 x End cap Cat.No 375 57
1 x Shunt with Ø4 mm plugs

Wattmeter circuit



10 x Disconnect blocks for measurement
Cat.No 371 92
12 x Measurement sockets for Ø4 mm plug
Cat.No 375 77
1 x End cap Cat.No 375 57
3 x Shunts with Ø4 mm plugs

Stripped lengths (mm)

Screw terminal pitch (mm)	Rigid or flexible wire
5	6 to 8
6	
8	10 to 12
10	
12	13 to 17 except for Cat.No 0 371 87 : 11 to 14
15	14 to 18
22	15 to 22

Protection against fire and panic risks in public buildings/UTE C 12-201 guide

Art. EL 3, definitions: "Security installations are those that have to be put into or maintained in service to ensure the evacuation of the public or facilitate the intervention of the first-aid"

Art. EL 16, power supply circuits in security installations section 1a: "...the corresponding junction or deviation devices and their enclosures, except for the waterproofing systems, must satisfy the incandescent wire test defined in the standard in force, the temperature of the incandescent wire being 960 °C"

Viking 3 terminal blocks satisfy the incandescent wire test 960 °C according to standard IEC 60695-2-11

Dimensions see e-catalogue

