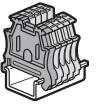

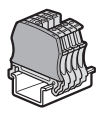
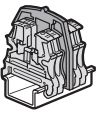














## accessories

for Viking 3 terminal blocks - screw connection

TERMINAL BLOCK				INSULATION		BRIDGING COMBS					PROTECTION		MEASURE- MENT	ASSOCIATED PRODUCTS
Nominal cross section (mm <sup>2</sup> )	Width (mm)	Colour	Cat. Nos.	End cap	Separation / insulation divider	Comb for 2 blocks, auto. front	Comb for 3 blocks, auto. front	Comb for 10 blocks, auto. front	Comb for 12 blocks, side	Bar for 12 blocks, front	Single pole screen	Cut to length screen	Test meter adaptor	
2-5	5	●	0371 60	0375 50 <sup>3</sup>	0375 60	0375 02	-	0375 01	-	-	0375 65	0375 68	0375 27	 End stops <b>p. 126</b>
		●	0371 00											
		●	0371 20											
		●	0371 30											
		●	0371 61											
		●	0371 01											
		●	0371 21											
		●	0371 31											
		●	0371 77											
4	6	●	0371 62	0375 50 <sup>3</sup>	0375 60	0375 05	-	0375 04	-	-	0375 65	0375 68	0375 27	 Label holder for end stop <b>p. 126</b>
		●	0371 02											
		●	0371 78											
10	10	●	0371 63	0375 50 <sup>3</sup>	0375 60	-	-	-	-	0375 40	0375 66	0375 68	-	 End caps <b>p. 126</b>
●	0371 03													
●	0371 64													
16	12	●	0371 04	0375 51	0375 61	-	-	-	-	0375 42	0375 67	0375 69	-	 End caps <b>p. 126</b>
		●	0371 05											
35	15	●	0371 65	0375 51	0375 61	-	-	-	-	0375 44	0375 67	0375 69	-	 End caps <b>p. 126</b>
		●	0371 06											
70	22	●	0371 66	built-in	-	-	-	-	-	-	-	-	-	 End caps <b>p. 126</b>
		●	0371 07											
4	6	●	0371 69	0375 52	0375 62	0375 05	-	0375 04	-	-	-	-	0375 27	 Dividers <b>p. 126</b>
		●	0371 09											
2-5	5	●	0371 67	0375 53	0375 63	0375 02	-	0375 01	-	-	-	-	0375 27 <sup>4</sup>	 Blown fuse indicators <b>p. 127</b>
		●	0371 07											
4	6	●	0371 68	0375 53	0375 63	0375 05	-	0375 04	-	-	-	-	0375 27 <sup>4</sup>	 Shielding <b>p. 127</b>
		●	0371 08											
2-5	5	●	0371 51	0375 54	0375 54	0375 02 <sup>4</sup>	-	0375 01 <sup>4</sup>	0375 46 <sup>5</sup> 0375 47 <sup>5</sup>	-	-	-	0375 27 <sup>4</sup>	 Starfix ferrules <b>p. 148</b>
		●	0371 70											
2-5	5	●	0371 71	0375 50 <sup>3</sup>	-	-	-	-	-	-	-	-	-	 CAB 3 marking system <b>p. 140</b>
		●	0371 72											
		●	0371 73											
		●	0371 74											
		●	0371 75											
		●	0371 76											
		●	0371 77											
4	6	●	0371 77	0375 50	0375 60	0375 05	-	0375 04	-	-	0375 65	0375 68	-	 Starfix ferrules <b>p. 148</b>
		●	0371 78											
6	8	●	0371 78	0375 50	0375 60	-	0375 07	-	-	-	0375 66	0375 68	-	 Starfix ferrules <b>p. 148</b>
		●	0371 79											
2-5	6	●	0371 80	0375 55	0375 62	0375 05	-	0375 04	-	-	-	-	0375 27	 Starfix ferrules <b>p. 148</b>
		●	0371 81											
		●	0371 81 + 0375 24 / 25 <sup>2</sup>											
		●	0371 82											
		●	0371 83											
		●	0371 84											
		●	0371 85											
		●	0371 86											
		●	0371 87											
10	12	●	0371 87	0375 56	-	-	-	-	-	-	-	-	-	
		●	0371 51											
2-5	5	●	0371 51	0375 54	0375 54	0375 02 <sup>4</sup>	-	0375 01 <sup>4</sup>	0375 46 <sup>5</sup> 0375 47 <sup>5</sup>	-	-	-	0375 27 <sup>4</sup>	 Starfix ferrules <b>p. 148</b>
		●	0371 52											

# Viking 3 terminal blocks – screw connection

for copper cable



Accessories **p. 126-127**  
 Technical characteristics **p. 128-129**

All V2 polyamide UL94 960 °C to IEC EN 60695-2-11  
 Compatible with either rigid (0.25 mm<sup>2</sup> to 95 mm<sup>2</sup>) or flexible (0.25 mm<sup>2</sup> to 70 mm<sup>2</sup>) copper cables  
 Facility for 2 bridging combs  
 Compatible with rails depth 15 mm and rails EN 60715 depth 7.5 mm and 15 mm  
 Range comprises only 2 block heights (2.5 mm<sup>2</sup> to 10 mm<sup>2</sup> and 16 mm<sup>2</sup> to 70 mm<sup>2</sup>) ensuring a neat installation

Pack	Cat. Nos.	Connection	Capacity			Width (mm)
		Grey for standard circuit Blue for neutral conductor Orange for circuit not broken by the master isolating device Red for special circuits (safety, protected, etc)				
		<b>1 connection - 1 entry/1 exit</b>				
60	0371 60	Grey ●	2.5	0.25 to 4	0.25 to 2.5	5
60	0371 00	Blue ●				
60	0371 20	Orange ●				
60	0371 30	Red ●				
50	0371 61	Grey ●	4	0.25 to 6	0.25 to 4	6
50	0371 01	Blue ●				
50	0371 21	Orange ●				
50	0371 31	Red ●				
40	0371 62	Grey ●	6	0.5 to 10	0.25 to 6	8
40	0371 02	Blue ●				
30	0371 63	Grey ●	10	1.5 to 16	2.5 to 10	10
30	0371 03	Blue ●				
20	0371 64	Grey ●	16	1.5 to 25	4 to 16	12
20	0371 04	Blue ●				
20	0371 65	Grey ●	35	2.5 to 50	4 to 35	15
20	0371 05	Blue ●				
10	0371 66 <sup>1</sup>	Grey ●	70	25 to 95	16 to 70	22
		<b>1 connection - 2 entries/2 exits</b>				
25	0371 69	Grey ●	4	0.25 to 6	0.25 to 4	6
25	0371 09	Blue ●				
		<b>2 connections on 2 levels</b>				
60	0371 67	Grey ●	2.5	0.25 to 4	0.25 to 2.5	5
60	0371 07	Blue ●				
60	0371 68	Grey ●	4	0.25 to 6	0.25 to 4	6
60	0371 08	Blue ●				
		<b>3 connections on 3 levels</b>				
50	0371 51 <sup>2</sup>	Grey ●	2.5	0.25 to 4	0.25 to 2.5	5



Pack	Cat. Nos.	Protection	Capacity			Width (mm)
		<b>1 connection - 1 entry/1 exit - metal base</b> Screwless fixing on rail up to 10 mm width PEN from 10 mm <sup>2</sup>				
60	0371 70	Green/yellow ●	2.5	0.25 to 4	0.25 to 2.5	5
50	0371 71	Green/yellow ●				
40	0371 72	Green/yellow ●				
30	0371 73	Green/yellow ●				
10	0371 74	Green/yellow ●				
10	0371 75	Green/yellow ●	35	2.5 to 50	4 to 35	15
		<b>1 connection - bare block - metal base</b>				
10	0371 76	-	35	2.5 to 50	4 to 35	15
		<b>1 connection - 2 entries/2 exits - metal base</b> Screwless fixing on rail				
50	0371 79	Green/yellow ●	4	0.25 to 6	0.25 to 4	6
		<b>1 connection - 1 entry/1 exit - plastic base</b> Can be used for protection conductor inside class II equivalent assemblies				
50	0371 77	Green ●	4	0.25 to 6	0.25 to 4	6
40	0371 78	Green ●				
		<b>PNE - Phase/Neutral/Earth</b>				
		<b>3 connections on 3 levels - metal base</b> Green/yellow marking for the lower level Screwless fixing on rail				
50	0371 52 <sup>2</sup>	Grey ●	2.5	0.25 to 4	0.25 to 2.5	5



CAB 3 marking system **p. 140-142**  
 Starfix ferrules and crimping tools **p. 148-149**



1 : Built-in end cap  
 2 : Cable capacity - 2.5 mm<sup>2</sup> max. only when used with bridging comb

Download the full file at

<http://assets.kempstoncontrols.com/doc/Legrand%20Industrial%20and%20power%20protection%20catalogue.pdf>



**KEMPSTON**  
CONTROLS