

Synergy® traditional


TV, telephone and data sockets



7330 43



7332 42



Flush and surface mounting back boxes **p. 187**



7330 50



7332 57



8201 43

Brushed stainless steel front plates : brushed stainless steel with clear epoxy satin lacquer coating
 Polished stainless steel front plates : electroplated stainless steel plate with trivalent chrome for mirror finish
 White interiors and rockers
 Terminal screws captive and backed off ready for cabling

Pack	Cat. Nos.		TV, radio and satellite sockets
	Stainless steel		Flush mounting back box : min. 35 mm deep Nominal plate dimensions : 86 x 86 mm
	Brushed	Polished	
1	7330 40	7332 40	Screened TV – single, male Non-isolated
1	7330 41	7332 41	Screened satellite – single, 'F' type
1	7330 42	7332 42	Screened TV + FM Isolated
1	7330 43	7332 43	Screened TV + FM + satellite, 'F' type
1	7330 45 ¹	7332 45 ¹	Quad outlet, TV, radio + 2 satellite + TV return with secondary telephone outlet ²

Pack	Cat. Nos.		Telephone sockets
	Stainless steel		Flush mounting back box : min. 35 mm deep Nominal plate dimensions : 86 x 86 mm
	Brushed	Polished	
1	7330 50 ¹	7332 50 ¹	Single master
1	7330 51 ¹	7332 51 ¹	Single secondary
1	7330 54	7332 54	Single RJ11/12



Pack	Cat. Nos.		Data sockets
	Stainless steel		CAT 6 compliant UTP Rapid cable connection
	Brushed	Polished	Flush mounting back box : min. 35 mm deep Nominal plate dimensions : 86 x 86 mm
1	7330 56	7332 56	RJ45 – single
1	7330 57	7332 57	RJ45 – double

Pack	Cat. Nos.		Media plates (monobloc)
	Stainless steel		Comprising 2 x independent satellite feeds, 1 x terrestrial TV socket suitable for analogue and digital signals, 1 x video return, 1 x secondary telephone point, 2 x Synergy 2 gang switched DP 13 A sockets To be used with back box Cat. No. 8204 58 below Dimensions : 206 x 267 mm Material : stainless steel
	Brushed	Polished	
1	8201 43	8201 44	Media plate

Pack	Cat. Nos.		Back box for media plate
1	8204 58		Dimensions : 194 x 254 x 35 mm With phase barrier Material : grey epoxy coated steel 35 mm deep box

1 : Not suitable for use in the ROI
 2 : Stainless steel plate with fixing screws




Synergy® traditional plates and yokes











Brushed stainless steel front plates : brushed stainless steel with clear epoxy satin lacquer coating
 Polished stainless steel front plates : electroplated stainless steel plate with trivalent chrome for mirror finish
 Terminal screws captive and backed off ready for cabling






Grid selection charts **p. 194-195**
 Grid modules **p. 190-192**
 Arteor modules **p. 111-131**

Pack	Cat. Nos.		Accessories
	Stainless steel		Blanking plates
	Brushed	Polished	
1	7330 95	7332 95	 1 gang - 86 x 86 mm
1	7330 96	7332 96	 2 gang - 86 x 146 mm
	Stainless steel		Outlet plates - VDI/low voltage
	Brushed	Polished	
1	7330 52	7332 52	 1 gang - 86 x 86 mm with cable clamp and outlet gland

Pack	Cat. Nos.		1 and 2 gang front plates for grid modules
	Stainless steel		For yokes, see below
	Brushed	Polished	
1	7331 91	7333 91	 1 gang - 86 x 86 mm 1 small aperture module
1	7331 92	7333 92	 1 gang - 89 x 89 mm 2 small aperture modules
1	7331 93	7333 93	 2 gang - 86 x 146 mm 3 small aperture modules
1	7331 94	7333 94	 2 gang - 86 x 146 mm 4 small aperture modules

Pack	Cat. Nos.		Carrier plates for Arteor modules (square)
	Stainless steel		No additional yoke required Enable a Synergy installation to benefit from the additional functionality of Arteor, such as international sockets etc
	Brushed	Polished	
1	7330 91	7332 91	 1 gang - 86 x 86 mm 1 Arteor module
1	7330 92	7332 92	 1 gang - 86 x 86 mm 2 Arteor modules
1	7330 93	7332 93	 2 gang - 86 x 146 mm 3 Arteor modules
1	7330 94	7332 94	 2 gang - 86 x 146 mm 4 Arteor modules

Pack	Cat. Nos.	1 and 2 gang yokes for grid modules
10	7354 90	 1 gang 1 module
10	7354 91	 1 gang 2 modules
10	7354 92	 2 gang 3/4 modules

Download the full file at

<http://assets.kempstoncontrols.com/doc/Legrand%20Wiring%20Devices%202012.pdf>



KEMPSTON
CONTROLS