

Synergy® traditional socket outlets




7330 70



7332 61



7330 97



Flush and surface mounting back boxes p. 187



7330 71



7332 74



7330 89



7332 59



Red LED power indicator

Brushed stainless steel front plates : brushed stainless steel with clear epoxy satin lacquer coating
 Polished stainless steel front plates : electroplated stainless steel plate with trivalent chrome for mirror finish
 White interiors and rockers
 Terminal screws captive and backed off ready for cabling

Pack	Cat. Nos.		Double pole socket outlets 13 A - 250 V~	
	Stainless steel Brushed Polished		Conform to BS 1363 - Part 2 : 1995 2 earth terminals Flush mounting back box : min. 25 mm deep Nominal plate dimensions : 1 gang - 86 x 86 mm 2 gang - 86 x 146 mm	
1	7330 60	7332 60		1 gang – switched
1	7330 61	7332 61		1 gang – switched + red LED power indicator
1	7330 70	7332 70		2 gang – switched
1	7330 71	7332 71		2 gang – switched + red LED power indicator
1	7330 74	7332 74		2 gang – switched outboard for standard and clean earth applications

Pack	Cat. Nos.		Unswitched socket outlets 13 A - 250 V~	
	Stainless steel Brushed Polished		Conform to BS 1363 - Part 2 : 1995 2 earth terminals Flush mounting back box : min. 25 mm deep Nominal plate dimensions : 1 gang - 86 x 86 mm 2 gang - 86 x 146 mm	
1	7330 65	7332 65		1 gang – unswitched
1	7330 75	7332 75		2 gang – unswitched

Pack	Cat. Nos.		Key switched socket 13 A - 250 V~
	Stainless steel Brushed Polished		Conform to BS 1363 - part 2 : 1995 Flush mounting back box : min. 35 mm deep Nominal plate dimensions : 86 x 146 mm
1	8200 71	8200 72	 2 gang single socket with DP key switch

Pack	Cat. Nos.		RCD sockets 13 A - 250 V~
	Stainless steel Brushed Polished		Conform to BS 7288 : 1990 and BS 1363 - Part 2 : 1995 Conventional earth pin release shutter Maximum operating current 16 A Incorporate a "test and reset" button Flush mounting back box : min. 25 mm deep Nominal plate dimensions : 86 x 146 mm Active (electronically latched) - trips in the event of a power failure - suitable in applications where automatic restoration of supply would be hazardous, e.g. machinery, power tools
1	7330 97	7332 97	 RCD unit 2 gang DP 30 mA active
1	7330 98	7332 98	Passive (mechanically latched) - does not trip in the event of a power failure - suitable in applications where automatic restoration of supply is required, e.g. fridge, freezer, unmanned areas RCD unit 2 gang DP 30 mA passive

Pack	Cat. Nos.		Socket outlets 15 A - 250 V~
	Stainless steel Brushed Polished		Conform to BS 546 : 1950 Flush mounting back box : min. 35 mm deep Nominal plate dimensions : 86 x 86 mm
1	7330 88	7332 88	 1 gang – unswitched
1	7330 89	7332 89	 1 gang – switched

Pack	Cat. Nos.		Socket outlets 2 A - 250 V~
	Stainless steel Brushed Polished		Conform to BS 546 : 1950 Flush mounting back box : min. 25 mm deep Nominal plate dimensions : 86 x 86 mm
1	7330 59	7332 59	 1 gang – unswitched

Synergy® traditional

socket outlets (continued) and fused connection units




7330 68



7330 35



7332 30



Flush and surface mounting back boxes **p. 187**



7330 69



7330 90



7330 37



7332 32



Brushed stainless steel front plates : brushed stainless steel with clear epoxy satin lacquer coating
 Polished stainless steel front plates : electroplated stainless steel plate with trivalent chrome for mirror finish
 White interiors and rockers
 Terminal screws captive and backed off ready for cabling


Pack	Cat. Nos.		Socket outlets 5 A - 250 V ~
	Stainless steel		Conform to BS 546 : 1950
	Brushed	Polished	Flush mounting back box : min. 25 mm deep Nominal plate dimensions : 86 x 86 mm
1	7330 68	7332 68	1 gang – unswitched
1	7330 69	7332 69	1 gang – switched

Pack	Cat. Nos.		Shaver sockets
	Stainless steel		Conform to BS EN 61558-2-5 : 1998 IP 24
	Brushed	Polished	For use with European, British, American and Australian 2 pin plugs Screwless live and neutral terminals Double wound isolating transformer Automatic self-resetting overload feature Plug insertion operates microswitch which energises transformer Flush mounting back box : min. 47 mm deep Nominal plate dimensions : 146 x 86 mm
1	7330 90	7332 90	Supply : 230 V - 50/60 Hz Output : 230/120 V - 20 VA max.

Pack	Cat. Nos.		Fused connection units 13 A - 250 V ~
	Stainless steel		Conform to BS 1363 - Part 4 : 1995
	Brushed	Polished	Fuse drawer retained by quarter turn catch, drawer padlockable in open position for safety Flush mounting back box : min. 25 mm deep Nominal plate dimensions : 86 x 86 mm
			Switched
1	7330 34	7332 34	Switched, DP
1	7330 35	7332 35	Switched, DP with red LED power indicator
1	7330 36	7332 36	Switched, DP with cord outlet
1	7330 37	7332 37	Switched, DP with cord outlet + red LED power indicator
			Unswitched
1	7330 30	7332 30	Unswitched
1	7330 31	7332 31	Unswitched with red LED power indicator
1	7330 32	7332 32	Unswitched with cord outlet
1	7330 33	7332 33	Unswitched with cord outlet + red LED power indicator

Download the full file at

<http://assets.kempstoncontrols.com/doc/Legrand%20Wiring%20Devices%202012.pdf>



KEMPSTON
CONTROLS