





# Disconnect Switches


Main/Emergency-Off Switches **Front mounting** Four hole mounting

## Main/Emergency-Off Switches

- Front mounting switches with four hole mounting
- 3 up to 8 pole
- 20 A up to 315 A
- **IP66 / IP55**



Switching programme	Rated data (IEC 60947)			Mounting dimension  (mm)	Padlock device N-handle yellow/red	Padlock device M-handle yellow/red	Padlockable handle V-handle yellow/red
	Operat. current $I_e$				 OFF-ON	 OFF-ON	 OFF-ON
	AC-21A (A)	AC-23A (kW)	AC-3 (kW)		IP66	IP66	IP66
				Order code number	Order code number	Order code number	
<b>41300</b> – 3 pole – without auxiliary contacts 	20	5.5	3.7	36 × 36	<b>H216-41300-033N4</b>	<b>H216-41300-033M4</b>	<b>H216-41300-033V4</b>
	20	5.5	3.7	48 × 48	<b>H216-41300-036N4</b>	<b>H216-41300-036M4</b>	<b>H216-41300-036V4</b>
	25	7.5	5.5	36 × 36	<b>H220-41300-033N4</b>	<b>H220-41300-033M4</b>	<b>H220-41300-033V4</b>
	25	7.5	5.5	48 × 48	<b>H220-41300-036N4</b>	<b>H220-41300-036M4</b>	<b>H220-41300-036V4</b>
	32	11	7.5	36 × 36	<b>H226-41300-033N4</b>	<b>H226-41300-033M4</b>	<b>H226-41300-033V4</b>
	32	11	7.5	48 × 48	<b>H226-41300-036N4</b>	<b>H226-41300-036M4</b>	<b>H226-41300-036V4</b>
	40	15	11	36 × 36	<b>H233-41300-033N4</b>	<b>H233-41300-033M4</b>	<b>H233-41300-033V4</b>
	40	15	11	36 × 36	<b>B240-41300-033N4*</b>	<b>B240-41300-033M4*</b>	<b>B240-41300-033V4*</b>
	40	15	11	48 × 48	<b>H233-41300-036N4</b>	<b>H233-41300-036M4</b>	<b>H233-41300-036V4</b>
	40	15	11	48 × 48	<b>B240-41300-036N4*</b>	<b>B240-41300-036M4*</b>	<b>B240-41300-036V4*</b>
	40	15	11	68 × 68	<b>B240-41300-136N4</b>	<b>B240-41300-136M4</b>	–
	50	18.5	15	36 × 36	<b>B250-41300-033N4</b>	<b>B250-41300-033M4</b>	<b>B250-41300-033V4</b>
	50	18.5	15	48 × 48	<b>B250-41300-036N4</b>	<b>B250-41300-036M4</b>	<b>B250-41300-036V4</b>
	50	18.5	15	68 × 68	<b>B250-41300-136N4</b>	<b>B250-41300-136M4</b>	–
	63	22	18.5	36 × 36	<b>B263-41300-033N4</b>	<b>B263-41300-033M4</b>	<b>B263-41300-033V4</b>
	63	22	18.5	48 × 48	<b>B263-41300-036N4</b>	<b>B263-41300-036M4</b>	<b>B263-41300-036V4</b>
	63	22	18.5	48 × 48	<b>H406-41300-033N4*</b>	<b>H406-41300-033M4*</b>	<b>H406-41300-033V4*</b>
	63	22	18.5	68 × 68	<b>B263-41300-136N4</b>	<b>B263-41300-136M4</b>	–
	63	22	18.5	68 × 68	<b>H406-41300-036N4*</b>	<b>H406-41300-036M4*</b>	–
	80	30	22	48 × 48	<b>H408-41300-033N4</b>	<b>H408-41300-033M4</b>	<b>H408-41300-033V4</b>
80	30	22	68 × 68	<b>H408-41300-036N4</b>	<b>H408-41300-036M4</b>	–	
100	37	30	48 × 48	<b>H410-41300-033N4</b>	<b>H410-41300-033M4</b>	<b>H410-41300-033V4</b>	
100	37	30	68 × 68	<b>H410-41300-036N4</b>	<b>H410-41300-036M4</b>	–	
125	45	37	48 × 48	<b>H412-41300-033N4</b>	<b>H412-41300-033M4</b>	<b>H412-41300-033V4</b>	
125	45	37	68 × 68	<b>H412-41300-036N4</b>	<b>H412-41300-036M4</b>	–	

Rated data (IEC 60947)			Mounting dimension  (mm)	Padlock device H-handle yellow/red
Operat. current $I_e$				 OFF-ON
AC-21A (A)	AC-23A (kW)	AC-3 (kW)		IP55
				Order code number
160	75	45	68 × 68	<b>K616-41300-033H4</b>
315	132	55	104 × 104	<b>K830-41300-033H4</b>

\* larger terminal capacity, see page 154

Further switching programmes from page 132.