


Plexo weatherproof boxes

IP 55 - IK 07



Dimensions **opposite**

IP 55 - IK 07
 Grey RAL 7035
 Conform to EN 60695-2-1
 Polystyrene box and polypropylene cover - halogen free
 Temperature rating : -25 °C to +40 °C
 Self-extinguishing 650 °C
 Membrane glands
 Plain cover

Weatherproof boxes – round

Pack	Cat. Nos.	
5	0921 00	With fixing slots for easy alignment Use 5 mm Ø screws Clip-on cover Nominal internal dimensions : Ø x Depth Ø 60 mm x 40 mm 4 glands
5	0921 01	Ø 70 mm x 45 mm 4 glands

Weatherproof boxes – square

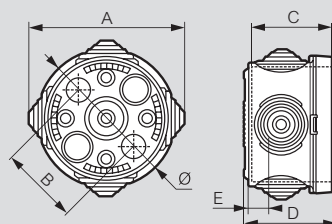
Pack	Cat. Nos.	
5	0921 04	With fixing slots for easy alignment Use 5 mm Ø screws Clip-on cover Nominal internal dimensions : Height x Width x Depth 65 x 65 x 40 mm 7 glands
5	0921 26	80 x 80 x 45 mm 7 glands
5	0921 27	80 x 80 x 45 mm With pre-cut knockouts

Weatherproof boxes – square class II

Pack	Cat. Nos.	
5	0921 36	Mounting by : • either internal fixing points - use 5 mm Ø screws • or at three corners outside the wiring area Use 4 mm Ø screws Provision for anti-tamper seal Cover with 4 x 1/4 turn fixings, indicated I-O, can be retained open during installation Nominal internal dimensions : Height x Width x Depth 105 x 105 x 55 mm 7 glands
5	0921 37	105 x 105 x 55 mm With pre-cut knockouts

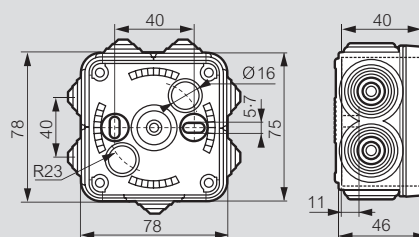
■ Dimensions (mm)

Cat. Nos. 0921 00/01

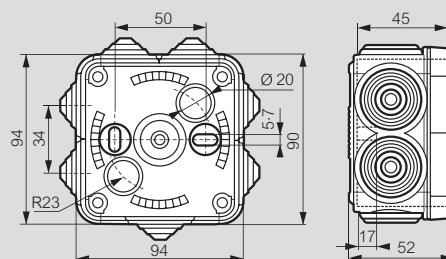


Cat. Nos.	Ø (mm)	A (mm)	B (mm)	C (mm)	D (mm)	E (mm)
0921 00	60	79	40	44.5	40	11
0921 01	70	86	50	49.5	45	11

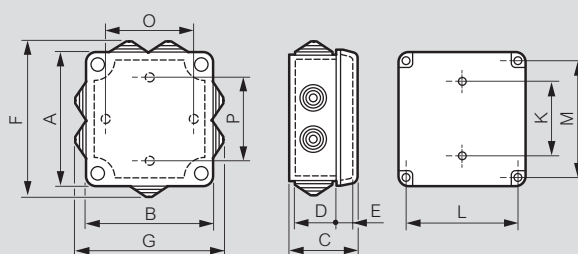
Cat. No. 0921 04



Cat. Nos. 0921 26/27



Cat. Nos. 0921 36/37



Cat. Nos.	A	B	F	G	C	D	E	Fixing of box			S dm²	Fixing of accessories (screw Ø4 mm)	
								K	L	M		O	P
0921 36	116	116	132	132	60	41.8	13.4	50	95	95	1.34	80	80
0921 37	116	116	121	121	60	41.8	13.4	50	95	95	1.34	80	80

Plexo weatherproof boxes

IP 55 - IK 07



0921 28



0359 40



Technical information and dimensions p. 39

IP 55 - IK 07

Grey RAL 7035

Conform to EN 60695-2-1

Temperature rating : - 25 °C to + 40 °C

Undrilled with smooth sides

Pack	Cat. Nos.	Weatherproof boxes – class II
		Self-extinguishing 650 °C Polystyrene box and polypropylene cover - halogen free With fixing slots for easy alignment - use 5 mm Ø screws Clip-on plain cover Mounting by : • either internal fixing points - use 5 mm Ø screws • or at three corners outside the wiring area - use 4 mm Ø screws Provision for anti-tamper seal Cover with 4 x 1/4 turn fixings, indicated I-O, can be retained open during installation Nominal internal dimensions : Height x Width x Depth (mm)
5	0921 28	80 x 80 x 45
5	0921 38	105 x 105 x 55

		Weatherproof boxes – class II
		Self-extinguishing 750 °C Polypropylene box Plain cover : polypropylene ³ Transparent cover : polycarbonate Halogen free Class II protection ensured by the mounting screw protection plugs Detachable clip-on cover retainer (except 310 x 240 and 360 x 270 boxes) Side mounts for IP 2X terminals provided (except for 130 x 75 x 74 mm boxes) 1/4 turn fixings to seal cover With fixing slots for easy alignment Option mounting equipment on rail or plain plate Nominal internal dimensions : Height x Width x Depth (mm)
		Cover Plain Transparent
1	0359 00	130 x 75 x 74
1	0359 30 ¹	130 x 130 x 74
1	0920 32	130 x 130 x 74 (10 membrane gland fitted for 4-25 mm cable or conduit)
1	0359 40 ¹	155 x 110 x 74
1	0920 42	155 x 110 x 74 (10 membrane gland fitted for 4-25 mm cable or conduit)
1	0359 50 ¹	180 x 140 x 86
1	0359 60 ¹	220 x 170 x 86
1	0359 70 ²	270 x 170 x 86
1	0359 80 ²	310 x 240 x 124
1	0359 90 ²	360 x 270 x 124

1 : Accepts Cat. No. 0358 00 hinges
2 : Accepts Cat. No. 0358 01 hinges
3 : Except Cat. No. 0359 80 : polycarbonate

Plexo weatherproof boxes

IP 66 - IK 08




0350 13



0350 28



0358 00



0358 02



Technical information and dimensions p. 39


Pack	Cat. Nos.	Weatherproof boxes – class II 500 V
		IP 66 - IK 08 Grey TO 29 Conform to EN 60695-2-1 Temperature rating : - 25 °C to + 80 °C Undrilled with smooth sides Self-extinguishing 750 °C Polycarbonate - halogen free Detachable clip-on cover retainer (except for 310 x 240 and 360 x 270 mm boxes) Side mounts for IP 2X terminals provided (except for 130 x 75 x 74 mm boxes) Sealable plain cover with captive 1/4 turn fixings Nominal internal dimensions : Height x Width x Depth (mm)
1	0350 07	130 x 75 x 74
1	0350 13 ¹	130 x 130 x 74
1	0350 17 ¹	155 x 110 x 74
1	0350 22 ¹	180 x 140 x 86
1	0350 28 ¹	220 x 170 x 86
1	0350 33 ²	270 x 170 x 86
1	0350 44 ²	310 x 240 x 124
1	0350 47 ²	360 x 270 x 124

		Accessories
		Metal mounting plates Galvanised steel - 1.5 mm thick For box size :
5	0358 10	130 x 130 mm
5	0358 11	155 x 110 mm
5	0358 12	180 x 140 mm
5	0358 13	220 x 170 mm
5	0358 14	270 x 170 mm
5	0358 15	310 x 240 mm
5	0358 16	360 x 270 mm
		Set of 2 hinges¹ UV protected polyamide in dark grey (RAL 7016) For box 130 x 130 mm to 270 x 170 mm For box 310 x 240 mm to 360 x 270 mm
1	0358 00	
1	0358 01	
		Set of 4 wall mounting brackets For boxes from width 110 mm For wall fixing, supplied with screws
1	0358 02	

1 : Not suitable for PVC range




Nylbloc terminal strips p. 41
Distribution blocks p. 42-45



Download the full file at

<http://assets.kempstoncontrols.com/doc/Legrand%20Industrial%20and%20power%20protection%20catalogue.pdf>



KEMPSTON
CONTROLS