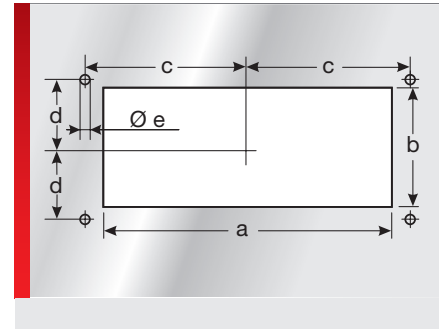
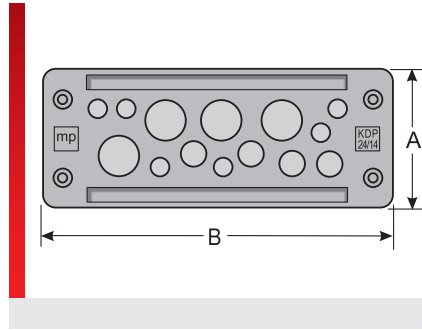


Plastic cable entry plate of Type KDP/E 24



Cable entry plate KDP plastic rectangular

PRODUCT INFORMATION

3. Generation of our cable entry plates, plastic, square, with improved clip-in function and one instead of two elastomer plates. Economical connection technology for tool-free wiring of equipment and machinery. Wherever the rapid and economical introduction of cables and/or pneumatic hoses in confined spaces is essential. The alternative to cable fittings. Suitable for standard cut-outs for 24-pin Harting and

Wieland connectors. For snap-in fastening and/or screwing in place.

- Snap-in at plate thicknesses of 1.5 to 2.0 mm
- Lower strain relief
- Introduction of larger cable diameters is possible
- Introduction from both sides is possible

SPECIFICATIONS

- Frame: Polyamide 6.6
Seal: TPU / EPDM
- IP 65
- 30 – 70 °C
- UL
- LABS
- UV
- RoHS
- Made in Germany

Type	Order No.	Colour	No. Openings	Openings Quantity / Ø mm	Pack qty.
KDP/E 24/11	87301310	Black	11	4x 3.00 – 6.50	1
				4x 5.00 – 9.20	
				3x 14.00 – 20.00	
KDP/E 24/12	87301320	Black	12	12x 8.00 – 12.00	1
KDP/E 24/13	87301330	Black	13	2x 3.00 – 5.50	1
				6x 4.10 – 8.10	
				4x 9.00 – 14.00	
KDP/E 24/14	87301341	Black	14	6x 3.00 – 6.50	100
				4x 5.00 – 9.20	
				4x 9.60 – 15.90	
KDP/E 24/14	87301340	Black	14	6x 3.00 – 6.50	1
				4x 5.00 – 9.20	
				4x 9.60 – 15.90	
KDP/E 24/17	87301350	Black	17	17x 5.00 – 9.20	1
KDP/E 24/17-1	87301352	Black	17	11x 3.00 – 6.50	100
				1x 4.10 – 8.10	
				5x 8.00 – 12.50	
KDP/E 24/17-1	87301351	Black	17	11x 3.00 – 6.50	1
				1x 4.10 – 8.10	
				5x 8.00 – 12.50	
KDP/E 24/22	87301361	Black	22	16x 3.00 – 6.50	100
				4x 5.00 – 9.20	
				2x 8.00 – 12.50	
KDP/E 24/22	87301360	Black	22	16x 3.00 – 6.50	1
				4x 5.00 – 9.20	


Plastic cable entry plate of Type KDP/E 24

Type	Order No.	Colour	No. Openings	Openings Quantity / Ø mm	Pack qty.
				2x 8.00 – 12.50	
KDP/E 24/23	87301371	Black	23	23x 4.10 – 8.10	100
KDP/E 24/23	87301370	Black	23	23x 4.10 – 8.10	1
KDP/E 24/29	87301381	Black	29	29x 3.00 – 6.50	100
KDP/E 24/29	87301380	Black	29	29x 3.00 – 6.50	1

DIMENSION TABLE

Type	Order No.	Installation height mm	A mm	B mm	a mm	b mm	c mm	d mm	e mm
KDP/E 24/11	87301310	15.00	59.00	147.00	112.00	36.00	65.00	16.00	5.50
KDP/E 24/12	87301320	15.00	59.00	147.00	112.00	36.00	65.00	16.00	5.50
KDP/E 24/13	87301330	15.00	59.00	147.00	112.00	36.00	65.00	16.00	5.50
KDP/E 24/14	87301341	15.00	59.00	147.00					
KDP/E 24/14	87301340	15.00	59.00	147.00	112.00	36.00	65.00	16.00	5.50
KDP/E 24/17	87301350	15.00	59.00	147.00	112.00	36.00	65.00	16.00	5.50
KDP/E 24/17-1	87301352	15.00	59.00	147.00					
KDP/E 24/17-1	87301351	15.00	59.00	147.00	112.00	36.00	65.00	16.00	5.50
KDP/E 24/22	87301361	15.00	59.00	147.00					
KDP/E 24/22	87301360	15.00	59.00	147.00	112.00	36.00	65.00	16.00	5.50
KDP/E 24/23	87301371	15.00	59.00	147.00					
KDP/E 24/23	87301370	15.00	59.00	147.00	112.00	36.00	65.00	16.00	5.50
KDP/E 24/29	87301381	15.00	59.00	147.00					
KDP/E 24/29	87301380	15.00	59.00	147.00	112.00	36.00	65.00	16.00	5.50

MATERIAL PROPERTIES

 Frame: Polyamide 6.6
Seal: TPU / EPDM

MECHANICAL PROPERTIES

 **Protection class**
IP 65

 **Temperature / temperature range**
-30 – 70 °C

APPROVALS AND OPERATING PERMITS

 **UR approval**

TECHNICAL INFORMATION

 **LABS free**

 **UV-resistant**

Plastic cable entry plate of Type KDP/E 24

CONFORMITY

 **RoHS (EC Directive 2002/95/EC)**

GENERAL INFORMATION

 **Made in Germany**

All details given in our sales material prospectuses and catalogues as well as the information available online are based on our current knowledge of the products described.

The electronic data and files made available by Murrplastik, particularly CAD files are based on our current knowledge of the product described.

A legally binding assurance of certain properties or the suitability for a certain purpose can not be determined from this information.

All information with respect to the chemical and physical properties of Murrplastik products as well as application advice given verbally, in writing or by tests, is given to the best of our knowledge.

This does not free the purchaser of carrying out their own inspections and tests in order to determine the suitability of a product for a specific purpose.

Murrplastik accepts no responsibility for the available information being up-to-date, correct or complete. Neither do we accept responsibility for the quality of this information.

Murrplastik accepts no liability for damage caused as a result of using our products.

Murrplastik reserves the right to make technical changes and improvements through constant further development of products and services.

Our General Terms and Conditions apply.