

## chassis and internal doors

for Atlantic and Atlantic stainless steel enclosures



0361 03 mounted in enclosure  
Cat. No. 0369 26 (p. 10)



0363 60 mounted in Atlantic metal  
enclosures Cat. Nos. 0369 18 (p. 10)  
with Cat. No. 0363 69



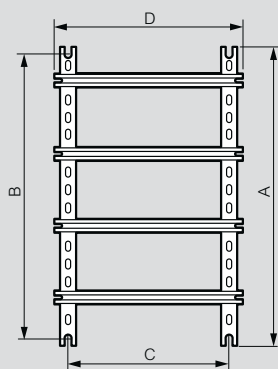
Accept key barrel

Enclosure and equipment selection chart **p. 8-9**  
Technical characteristics **p. 20**

Pack	Cat. Nos.	<b>Chassis with insulating faceplates RAL 7035</b>
1	0361 01	Symmetrical rails 15 mm depth Supplied complete with uprights and faceplates Space between door and faceplate for Atlantic, Atlantic stainless steel enclosures : - 70 mm for enclosures depth 200 mm - 80 mm for enclosures depth 250 mm - 90 mm for enclosures depth 300 mm Self extinguishing 750 °C acc. to IEC EN 60695-2-11 <b>For enclosures 400 x 300 x 200</b> 30 modules (3 rows of 10) Supplied with 1 blanking plate
1	0361 02	<b>For enclosures 500 x 400 x 200</b> 48 modules (3 rows of 16) Supplied with 1 blanking plate
1	0361 03	<b>For enclosures 600 x 400 x 250</b> 48 modules (3 rows of 16) Supplied with 1 blanking plate
1	0361 05	<b>For enclosures 700 x 500 x 250</b> 84 modules (4 rows of 21) Supplied with 1 blanking plate
1	0361 06	<b>For enclosures 800 x 600 x 300</b> 108 modules (4 rows of 27) Supplied with 2 blanking plates
1	0361 09	<b>For enclosures 1000 x 800 x 300</b> 190 modules (5 rows of 38) Supplied with 2 blanking plates
1	0361 10	<b>For enclosures 1200 x 800 x 300</b> 228 modules (6 rows of 38) Supplied with 2 blanking plates
10	0361 00	<b>Blanking plate</b> 38 modules, length 684 mm

Pack	Cat. Nos.	<b>Insulating internal doors RAL 7035</b>																								
		For direct mounting in Atlantic metal enclosures IP XXB with Cat. No. 0363 69 Polyester fibre glass reinforced, height 4 mm Self-extinguishing 960°C acc. to IEC EN 60695-2-11 Grid lines integrated on back Centre marking on front Adjustable distance between enclosure door and internal door: 42 to 50 mm for Atlantic enclosures Right or left opening, captive hinge pins Double bar key: 1 key for 400 to 600 mm height, 2 keys for height from 700 mm Take key barrels and other barrels																								
		<table border="1"> <thead> <tr> <th>For enclosures Height x Width(mm)</th> <th>Dim. (mm) Height x Width</th> <th>Usable dim. (mm) Height x Width</th> </tr> </thead> <tbody> <tr> <td>400 x 300</td> <td>341 x 236</td> <td>305 x 185</td> </tr> <tr> <td>500 x 400</td> <td>441 x 336</td> <td>405 x 250</td> </tr> <tr> <td>600 x 400</td> <td>541 x 336</td> <td>505 x 250</td> </tr> <tr> <td>700 x 500</td> <td>642 x 436</td> <td>500 x 340</td> </tr> <tr> <td>800 x 600</td> <td>742 x 536</td> <td>600 x 440</td> </tr> <tr> <td>1000 x 800</td> <td>942 x 736</td> <td>800 x 640</td> </tr> <tr> <td>1200 x 800</td> <td>942 x 736</td> <td>800 x 640</td> </tr> </tbody> </table>	For enclosures Height x Width(mm)	Dim. (mm) Height x Width	Usable dim. (mm) Height x Width	400 x 300	341 x 236	305 x 185	500 x 400	441 x 336	405 x 250	600 x 400	541 x 336	505 x 250	700 x 500	642 x 436	500 x 340	800 x 600	742 x 536	600 x 440	1000 x 800	942 x 736	800 x 640	1200 x 800	942 x 736	800 x 640
For enclosures Height x Width(mm)	Dim. (mm) Height x Width	Usable dim. (mm) Height x Width																								
400 x 300	341 x 236	305 x 185																								
500 x 400	441 x 336	405 x 250																								
600 x 400	541 x 336	505 x 250																								
700 x 500	642 x 436	500 x 340																								
800 x 600	742 x 536	600 x 440																								
1000 x 800	942 x 736	800 x 640																								
1200 x 800	942 x 736	800 x 640																								
1	0363 59																									
1	0363 60																									
1	0363 61																									
1	0363 62																									
1	0363 63																									
1	0363 64																									
1	0363 65																									
		<b>Accessory</b>																								
1	0363 69	Accessory for mounting insulating internal doors in Atlantic metal enclosures																								

## Assembled chassis with rails and Lina 25 uprights

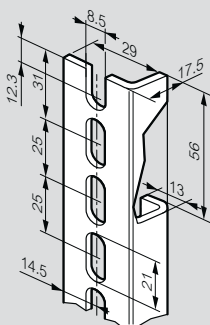
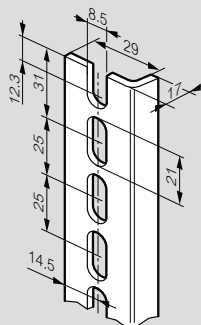


Dimensions of enclosures Height x Width (mm)	Uprights height		Rail length		Chassis fixing	
	A (mm)	D (mm)	B (mm)	C (mm)		
300 x 200	237	143	225	125		
300 x 300	237	243	225	225		
300 x 400	237	343	225	325		
400 x 300	337	243	325	225		
400 x 400	337	343	325	325		
400 x 600	337	543	325	525		
500 x 400	437	343	425	325		
500 x 500	437	443	425	425		
600 x 400	537	343	525	325		
600 x 500	537	443	525	425		
600 x 600	537	543	525	525		
600 x 800	537	743	525	725		
600 x 1000	537	943	525	925		
700 x 500	637	443	625	425		
800 x 600	737	543	725	525		
800 x 800	737	743	725	725		
800 x 1000	737	943	725	925		
1000 x 600	937	543	925	525		
1000 x 800	937	743	925	725		
1000 x 1200	937	1143	925	1125		
1200 x 600	1137	543	1125	525		
1200 x 800	1137	743	1125	725		
1200 x 1000	1137	943	1125	925		
1400 x 800	1337	743	1325	725		

## Lina 25 sectioned uprights

Cat. Nos. 0361 50/51/52/53/54/55/56

Cat.No 0361 58/59

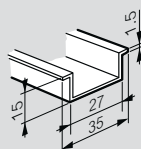
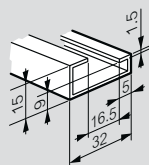


1: Saw notch for upright length x pitch 25, the 2 others for uprights Cat. Nos. 0361 50/51/52/53/54/55/56

## Rails

Cat. No. 0374 02

Cat. Nos. 0367 80/81/82/83/84



## Lock housings for rebate locks or key barrets

Pack	Cat. Nos.	Description	Image
10	0368 04	For Atlantic enclosures Lock	
10	0368 05	Handle (with blanking plate)	
10	0368 06	Handle fitted with key barrel 2433 A	

<b>Padlocking</b>			
<b>Padlock adaptor</b>			
1	0365 11	Takes 3 safety padlocks Cat. No. 0227 97 Shackle Ø6 mm max. For fitting on Atlantic handle or lock RAL 7021 painted steel	
<b>Large padlock</b>			
1	0227 97	To lock the handle of a modular device during maintenance Ø6 mm, 50 mm length Supplied with two keys and labels	

<b>Locking latches</b>			
10	0368 43	For Atlantic 1-door enclosure	

<b>Metal rebate locks</b>			
10	0368 17	For Atlantic enclosures Triangle male 6.5 mm	
10	0368 18	Triangle male 8 mm	
10	0368 19	Triangle male 9 mm (EDF)	
10	0368 20	Double bar	

<b>Key barrets</b>			
For Atlantic enclosures Supplied with set of 2 key			
10	0368 22	For key No 405	
10	0368 23	For key No 421	
10	0368 24	For key No 455	
10	0368 25	For key No 1242 E	
10	0368 26	For key No 2433 A	
10	0368 27	For key No 3113 A	
10	0365 45	Set of two 2433 A keys Other key code: please consult us	

<b>Metal keys for rebate locks</b>			
10	0365 39	Triangle male 6.5 mm	
10	0365 40	Triangle male 8 mm	
10	0365 41	Triangle male 9 mm (EDF)	
10	0365 42	Double bar	

Download the full file at

<http://assets.kempstoncontrols.com/doc/Atlantic%20New%20IP66%20Metal%20Enclosures.pdf>



**KEMPSTON**  
CONTROLS