

Contactor relay, 71E, DIN EN 50011, 7 NO + 1 NC, screw terminal
DC operation 24 V DC



Figure similar

General technical data:

Size of contactor	0
Ambient temperature during operation	-25 ... +55 °C
Protection class IP on the front	IP20
Equipment marking acc. to DIN 40719 extended according to IEC 204-2 acc. to IEC 750	K
Equipment marking acc. to DIN EN 61346-2	K
Equipment marking acc. to DIN EN 81346-2	K

Control circuit/ Control:

Type of voltage of the control supply voltage	DC
Control supply voltage	
<ul style="list-style-type: none"> • at DC — rated value 	24 V

Auxiliary circuit:

Operating current at AC-15	
<ul style="list-style-type: none"> • at 230 V rated value • at 400 V rated value 	<p>10 A</p> <p>6 A</p>

Identification number and letter for switching elements	71 E
Number of NC contacts for auxiliary contacts	1
• lagging switching	0
• delayed switching	0
• make-before-break switching	0
Number of NO contacts for auxiliary contacts	7
• delayed switching	0
• leading contact	0
• make-before-break switching	0
Number of CO contacts for auxiliary contacts	0







Connections/ Terminals:

Type of electrical connection for auxiliary and control current circuit	screw-type terminals
---	----------------------

Mechanical data:

Mounting type	screw and snap-on mounting onto 35 mm standard mounting rail according to DIN EN 50022
Width	45 mm
Height	78 mm
Depth	135 mm

Certificates/approvals

General Product Approval		Functional Safety/Safety of Machinery	Declaration of Conformity	Test Certificates
 CCC	 CSA	 UL	 EG-Konf.	Type Test Certificates/Test Report
		Type Examination		
Test Certificates	Shipping Approval		other	
Special Test Certificate	Miscellaneous	 DNV	 GL	Miscellaneous Environmental Confirmations
other				
Confirmation				

Safety related data:

Protection against electrical shock	finger-safe
B10 value with high demand rate acc. to SN 31920 • Note	1 000 000 With 0.3 x I _e
T1 value for proof test interval or service life acc. to IEC 61508	20 y

Further information

Information- and Downloadcenter (Catalogs, Brochures,...)

<http://www.siemens.com/industrial-controls/catalogs>

Industry Mall (Online ordering system)

<https://mall.industry.siemens.com/mall/en/en/Catalog/product?mlfb=3TH4271-0BB4>

Cax online generator

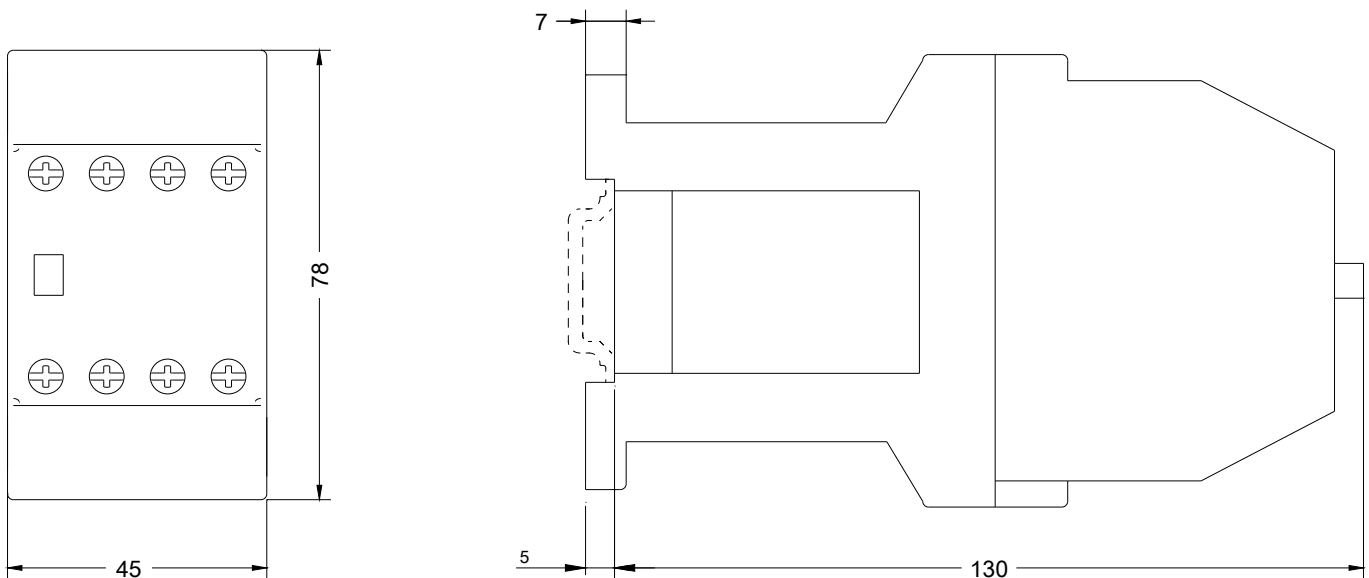
<http://support.automation.siemens.com/WW/CAXorder/default.aspx?lang=en&mlfb=3TH4271-0BB4>

Service&Support (Manuals, Certificates, Characteristics, FAQs,...)

<https://support.industry.siemens.com/cs/ww/en/ps/3TH4271-0BB4>

Image database (product images, 2D dimension drawings, 3D models, device circuit diagrams, EPLAN macros, ...)

http://www.automation.siemens.com/bilddb/cax_de.aspx?mlfb=3TH4271-0BB4&lang=en



last modified:

01/24/2018