

**Synergy® white**  
standard engraving

**LEGRAND SYNERGY STANDARD ENGRAVING**

Engraving	20A DP SWITCHES	13A FUSED CONNECTION UNITS	
	Without cable outlet	Switched without cable outlet	Switched without cable outlet with indicator
CENTRAL HEATING	7300 10CG	7300 34CG	7300 35CG
COOKER HOOD	7300 10CH	7300 34CH	7300 35CH
DISHWASHER	7300 10DW	7300 34DW	7300 35DW
EXTRACTOR	7300 10EX	7300 34EX	7300 35EX
EXTRACTOR HOOD	7300 10EH	7300 34EH	7300 35EH
FAN	7300 10FN	7300 34FN	7300 35FN
FRIDGE	7300 10FR	7300 34FR	7300 35FR
FRIDGE FREEZER	7300 10FF	7300 34FF	7300 35FF
HEATER	7300 10HR	7300 34HR	7300 35HR
HOB	7300 10HB	7300 34HB	7300 35HB
MICROWAVE	7300 10MW	7300 34MW	7300 35MW
OVEN	7300 10OV	7300 34OV	7300 35OV
TOWEL RAIL	7300 10TR	7300 34TR	7300 35TR
TUMBLE DRYER	7300 10TD	7300 34TD	7300 35TD
WASHING MACHINE	7300 10WM	7300 34WM	7300 35WM

Full box quantities only - Pack quantity 10

**Bespoke engraving available on request.**

Engraving markings differ slightly from pad printed markings appearing elsewhere in the catalogue









For lead times of above engravings, please contact us on +44 (0) 845 605 4333 or email [technical.uk@legrand.co.uk](mailto:technical.uk@legrand.co.uk)






# Synergy® modern




switches and dimmers











Front plates : clip on die cast plate with high quality satin finish; anthracite interiors; matching decorative rockers (except where indicated)  
Terminal screws captive and backed off ready for cabling  
Hidden screws




Pack	Cat. Nos.		<b>Single pole plate switches 10 AX - 250 V~</b>	
			Conform to BS EN 60669-1 : 2000 Flush mounting back box : min. 16 mm deep Nominal plate dimensions : 89 x 89 mm	
1	7310 00	7312 00		1 gang – 1 way
1	7310 01	7312 01		1 gang – 2 way
1	7310 05	7312 05		1 gang – intermediate
1	7310 02	7312 02		2 gang – 2 way
1	7310 03	7312 03		3 gang – 2 way
1	7310 04	7312 04		4 gang – 2 way

Pack	Cat. Nos.		<b>Single pole plate switches 20 AX - 250 V~</b>	
			Conform to BS EN 60669-1 : 2000 Flush mounting back box : min. 25 mm deep Nominal plate dimensions : 89 x 89 mm	
1	7311 31	7313 31		1 gang – 2 way
1	7311 32	7313 32		2 gang – 2 way
1	7311 33	7313 33		3 gang – 2 way

Pack	Cat. Nos.		<b>Single pole push switches 10 A - 250 V~</b>	
			Conform to BS EN 60669-1 : 2000 Flush mounting back box : min. 16 mm deep Nominal plate dimensions : 89 x 89 mm	
1	7310 07	7312 07		1 gang – 2 way push switch

Pack	Cat. Nos.		<b>Dimmer units - 230 V~</b>	
			Conform to BS EN 60669-2-1 : 2000 Not suitable for fluorescent load Flush mounting back box : min. 25 mm deep Nominal plate dimensions : 89 x 89 mm	
1	7310 46	7312 46		1 gang – 2 way 50 Hz 40 W-250 W push on/off rotary
1	7310 47	7312 47		2 gang – 2 way 50 Hz 40 W-250 W push on/off rotary

Pack	Cat. Nos.		<b>Dimmer units - 230 V~ - electronic type</b>	
			Conform to BS EN 60669-2-1 : 2000 Not suitable for fluorescent load Flush mounting back box : min. 25 mm deep Nominal plate dimensions : 89 x 89 mm	
1	7311 56	7313 56		1 gang – 2 way 50-60 Hz 40 W-400 W push on/off rotary
1	7311 57	7313 57		2 gang – 2 way 50-60 Hz 40 W-400 W push on/off rotary

Pack	Cat. Nos.		<b>3 pole fan switches 10 A - 250 V~</b>	
			Conform to BS EN 60669-1 : 2000 White rocker with integrated padlockable safety block in OFF position Flush mounting back box : min. 25 mm deep Nominal plate dimensions : 89 x 89 mm	
1	7310 09	7312 09		3 pole fan switch

Download the full file at

<http://assets.kempstoncontrols.com/doc/Legrand%20Wiring%20Devices%202012.pdf>



**KEMPSTON**  
CONTROLS