

Synergy® modern


TV, telephone and data sockets



7310 42



7312 43



Flush mounting back boxes **p. 187**



7310 50













7312 56








8201 45





Front plates : clip on die cast plate with high quality satin finish; anthracite interiors
Terminal screws captive and backed off ready for cabling

Pack	Cat. Nos.		TV, radio and satellite sockets
			Flush mounting back box : min. 35 mm deep Nominal plate dimensions : 89 x 89 mm
1	7310 40	7312 40	 Screened TV – single, male Non-isolated
1	7310 41	7312 41	 Screened satellite – single, 'F' type
1	7310 42	7312 42	 Screened TV + FM Isolated
1	7310 43	7312 43	 Screened TV + FM + satellite, 'F' type
			Nominal plate dimensions : 86 x 146 mm
1	7310 45 ¹	7312 45 ¹	 Quad outlet, TV, radio + 2 satellite + TV return with secondary telephone outlet ²

Pack	Cat. Nos.		Media plate (monobloc)
			Comprising 2 x independent satellite feeds, 1 x terrestrial TV socket suitable for analogue and digital signals, 1 x video return, 1 x secondary telephone point, 2 x Synergy 2 gang switched DP 13 A sockets To be used with back box Cat. No. 8204 58 below Dimensions : 206 x 267 mm Material : stainless steel
1	8201 46	8201 45	 Media plate



Pack	Cat. Nos.		Telephone sockets
			Flush mounting back box : min. 35 mm deep Nominal plate dimensions : 89 x 89 mm
1	7310 50 ¹	7312 50 ¹	 Single master
1	7310 51 ¹	7312 51 ¹	 Single secondary
1	7310 54	7312 54	 Single RJ11/12

Pack	Cat. Nos.	Back box for media plate
1	8204 58	Dimensions : 194 x 254 x 35 mm With phase barrier Material : grey epoxy coated steel 35 mm deep box

Pack	Cat. Nos.		Data sockets
			CAT 6 compliant UTP Rapid cable connection Flush mounting back box : min. 35 mm deep Nominal plate dimensions : 89 x 89 mm
1	7310 56	7312 56	 RJ45 – single
1	7310 57	7312 57	 RJ45 – double

1 : Not suitable for use in the ROI
2 : Stainless steel plate with fixing screws






Synergy® modern plates and yokes















Front plates : clip on die cast plate with high quality satin finish;
anthracite interiors
Terminal screws captive and backed off ready for cabling




Grid selection charts **p. 194-195**
Grid modules **p. 190-192**
Arteor modules **p. 111-131**

Pack	Cat. Nos.		Accessories	
			Blanking plates	
1	7310 95	7312 95		1 gang - 89 x 89 mm
1	7310 96	7312 96		2 gang - 89 x 149 mm
			Outlet plates - VDI/low voltage	
1	7310 52	7312 52		1 gang - 89 x 89 mm with cable clamp and outlet gland

Pack	Cat. Nos.		1 and 2 gang front plates for grid modules	
			For yokes, see below	
1	7311 91	7313 91		1 gang - 89 x 89 mm 1 small aperture module
1	7311 92	7313 92		1 gang - 89 x 89 mm 2 small aperture modules
1	7311 93	7313 93		2 gang - 89 x 149 mm 3 small aperture modules
1	7311 94	7313 94		2 gang - 89 x 149 mm 4 small aperture modules

Pack	Cat. Nos.		Carrier plates for Arteor modules (square)	
			No additional yoke required Enable a Synergy installation to benefit from the additional functionality of Arteor, such as international sockets etc	
1	7310 91	7312 91		1 gang - 89 x 89 mm 1 Arteor module
1	7310 92	7312 92		1 gang - 89 x 89 mm 2 Arteor modules
1	7310 93	7312 93		2 gang - 89 x 149 mm 3 Arteor modules
1	7310 94	7312 94		2 gang - 89 x 149 mm 4 Arteor modules

Pack	Cat. Nos.		1 and 2 gang yokes for grid modules	
			To suit modern front plates only	
10	7354 81			1 gang 1/2 modules
10	7354 82			2 gang 3/4 modules

Download the full file at

<http://assets.kempstoncontrols.com/doc/Legrand%20Wiring%20Devices%202012.pdf>



KEMPSTON
CONTROLS