


## Series VB Splash Proof Enclosed Switches



### Features

- Rugged construction
- Splash proof - IP65
- Basic switch easily replaced
- SPDT or DPDT circuitry available
- Wide operating temperature range  $-0^{\circ}\text{C}$  to  $+70^{\circ}\text{C}$
- Switch mounting and wire connection are easily made
- Conduit thread choice
- Special listings available, upon request, with operating temperature range of  $-30^{\circ}\text{C}$  to  $+70^{\circ}\text{C}$

### Description

The series VB switches are rugged, yet inexpensive devices. These limit switches have been designed for industrial applications. They are splash proof against oil and water but are not intended for submerged operation. Mounting and connection are easy. This series incorporates either 1 or 2 MICRO SWITCH V3 precision switches in a die cast housing. The basic switches are easily replaceable.

### Construction

The series VB switches are housed in a ruggedly constructed aluminium die cast body with single entry conduit thread. A choice of conduit threads is available. Boot seals are provided to protect against oil and water to IP65. The basic switches are in SPDT or DPDT circuitry, and are easily replaceable.

### Technical Data

#### Mechanical

Temperature range	$0^{\circ}\text{C}$ to $+70^{\circ}\text{C}$
Protection class	IP65
Conduit thread	20 mm or PG 13,5
Mechanical life	$10 \times 10^6$

#### Electrical

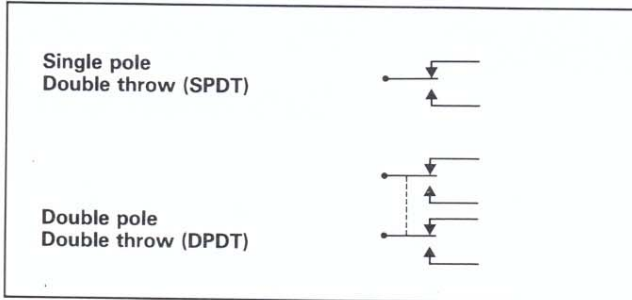
Ratings	10 A at 125 or 250 Vac. 0,5 A at 125 Vdc 0,25 A at 250 Vdc 1/3 HP at 125 Vac
---------	---

### Conduit thread

To specify a 20 mm conduit thread insert the letter C at the end of the listing.

To specify a PG 13,5 conduit thread insert the letters PG at the end of the listing.

## Circuitry





For pin plunger actuator with SPDT insert 901 at the beginning of the listing.

For pin plunger actuator with DPDT insert 902 at the beginning of the listing.

For roller arm actuator with SPDT circuitry, insert 903 at the beginning of the listing.

For roller arm actuator with DPDT circuitry, insert 904 at the beginning of the listing.

## Ordering guide

	Catalogue Listing	Description	O.F.	R.F.	P.T.	O.T.	D.T.	Drawing Nr.
	901VB1-C SPDT circuitry	Pin plunger actuator	1,8 kg. max.	110 g. min.	2,4 mm max.	6,3 mm min.	0,6 mm max.	1
	902VB1-C DPDT circuitry	Elastomer boot seal	1,8 kg. max.	110 g. min.	2,4 mm max.	6,3 mm min.	0,6 mm max.	1
	903VB1-C SPDT circuitry	Roller arm actuator	0,9 kg. max.	50 g. min.	7 mm max.	10 mm min.	1,3 mm max.	2
	904VB1-C DPDT circuitry	Elastomer boot seal	0,9 kg. max.	50 g. min.	7 mm max.	10 mm min.	1,3 mm max.	2

### Characteristics :

O.F.= Operating force

R.F.= Release force

P.T.= Pretravel

O.T.= Overtravel

D.T.= Differential pretravel

# Dimensions (mm)

