


# Plexo weatherproof boxes

IP 55 - IK 07



Dimensions **opposite**

IP 55 - IK 07  
 Grey RAL 7035  
 Conform to EN 60695-2-1  
 Polystyrene box and polypropylene cover - halogen free  
 Temperature rating : -25 °C to +40 °C  
 Self-extinguishing 650 °C  
 Membrane glands  
 Plain cover

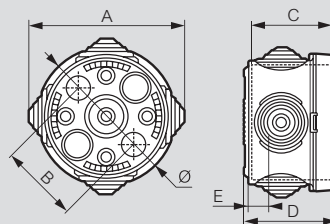
Pack	Cat. Nos.	Weatherproof boxes – round
5	0921 00	With fixing slots for easy alignment Use 5 mm Ø screws Clip-on cover Nominal internal dimensions : Ø x Depth <b>Ø 60 mm x 40 mm</b> 4 glands
5	0921 01	<b>Ø 70 mm x 45 mm</b> 4 glands

Pack	Cat. Nos.	Weatherproof boxes – square
5	0921 04	With fixing slots for easy alignment Use 5 mm Ø screws Clip-on cover Nominal internal dimensions : Height x Width x Depth <b>65 x 65 x 40 mm</b> 7 glands
5	0921 26	<b>80 x 80 x 45 mm</b> 7 glands
5	0921 27	<b>80 x 80 x 45 mm</b> With pre-cut knockouts

Pack	Cat. Nos.	Weatherproof boxes – square class II
5	0921 36	Mounting by : • either internal fixing points - use 5 mm Ø screws • or at three corners outside the wiring area Use 4 mm Ø screws Provision for anti-tamper seal Cover with 4 x 1/4 turn fixings, indicated I-O, can be retained open during installation Nominal internal dimensions : Height x Width x Depth <b>105 x 105 x 55 mm</b> 7 glands
5	0921 37	<b>105 x 105 x 55 mm</b> With pre-cut knockouts

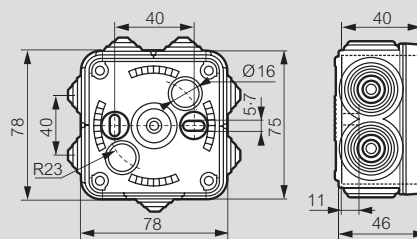
## ■ Dimensions (mm)

Cat. Nos. 0921 00/01

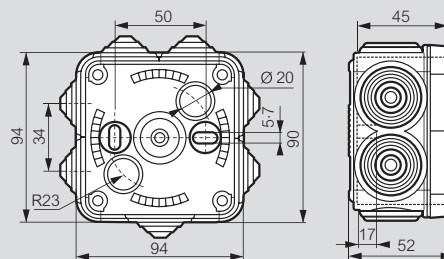


Cat. Nos.	Ø (mm)	A (mm)	B (mm)	C (mm)	D (mm)	E (mm)
0921 00	60	79	40	44.5	40	11
0921 01	70	86	50	49.5	45	11

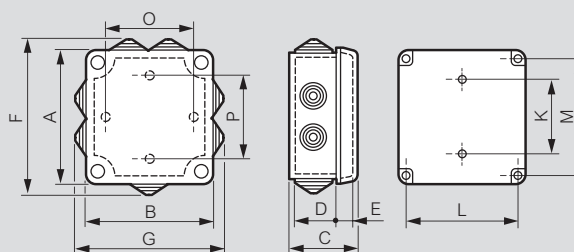
Cat. No. 0921 04



Cat. Nos. 0921 26/27



Cat. Nos. 0921 36/37



Cat. Nos.	A	B	F	G	C	D	E	Fixing of box			S dm <sup>2</sup>	Fixing of accessories (screw Ø4 mm)	
								K	L	M		O	P
0921 36	116	116	132	132	60	41.8	13.4	50	95	95	1.34	80	80
0921 37	116	116	121	121	60	41.8	13.4	50	95	95	1.34	80	80

## Plexo weatherproof boxes

IP 55 - IK 07



0921 28



0359 40



Technical information and dimensions p. 39

IP 55 - IK 07

Grey RAL 7035

Conform to EN 60695-2-1

Temperature rating : - 25 °C to + 40 °C

Undrilled with smooth sides

Pack	Cat. Nos.	Weatherproof boxes – class II
		<p>Self-extinguishing 650 °C Polystyrene box and polypropylene cover - halogen free With fixing slots for easy alignment - use 5 mm Ø screws Clip-on plain cover</p> <p>Mounting by : • either internal fixing points - use 5 mm Ø screws • or at three corners outside the wiring area - use 4 mm Ø screws Provision for anti-tamper seal Cover with 4 x 1/4 turn fixings, indicated I-O, can be retained open during installation</p> <p>Nominal internal dimensions : Height x Width x Depth (mm)</p>
5	0921 28	80 x 80 x 45
5	0921 38	105 x 105 x 55

Pack	Cover		Weatherproof boxes – class II
	Plain	Transparent	
1	0359 00		<p>Self-extinguishing 750 °C Polypropylene box Plain cover : polypropylene<sup>3</sup> Transparent cover : polycarbonate Halogen free Class II protection ensured by the mounting screw protection plugs Detachable clip-on cover retainer (except 310 x 240 and 360 x 270 boxes) Side mounts for IP 2X terminals provided (except for 130 x 75 x 74 mm boxes) 1/4 turn fixings to seal cover With fixing slots for easy alignment Option mounting equipment on rail or plain plate</p> <p>Nominal internal dimensions : Height x Width x Depth (mm)</p>
1	0359 30 <sup>1</sup>		130 x 75 x 74
1	0920 32		130 x 130 x 74
1	0920 32		130 x 130 x 74 (10 membrane gland fitted for 4-25 mm cable or conduit)
1	0359 40 <sup>1</sup>		155 x 110 x 74
1	0920 42		155 x 110 x 74 (10 membrane gland fitted for 4-25 mm cable or conduit)
1	0359 50 <sup>1</sup>	0359 51 <sup>1</sup>	180 x 140 x 86
1	0359 60 <sup>1</sup>	0359 61 <sup>1</sup>	220 x 170 x 86
1	0359 70 <sup>2</sup>	0359 71 <sup>2</sup>	270 x 170 x 86
1	0359 80 <sup>2</sup>		310 x 240 x 124
1	0359 90 <sup>2</sup>		360 x 270 x 124

## Plexo weatherproof boxes

IP 66 - IK 08




0350 13



0350 28



0358 00



0358 02



Technical information and dimensions p. 39


Pack	Cat. Nos.	Weatherproof boxes – class II 500 V
		<p>IP 66 - IK 08 Grey TO 29 Conform to EN 60695-2-1 Temperature rating : - 25 °C to + 80 °C Undrilled with smooth sides Self-extinguishing 750 °C Polycarbonate - halogen free Detachable clip-on cover retainer (except for 310 x 240 and 360 x 270 mm boxes) Side mounts for IP 2X terminals provided (except for 130 x 75 x 74 mm boxes) Sealable plain cover with captive 1/4 turn fixings</p> <p>Nominal internal dimensions : Height x Width x Depth (mm)</p>
1	0350 07	130 x 75 x 74
1	0350 13 <sup>1</sup>	130 x 130 x 74
1	0350 17 <sup>1</sup>	155 x 110 x 74
1	0350 22 <sup>1</sup>	180 x 140 x 86
1	0350 28 <sup>1</sup>	220 x 170 x 86
1	0350 33 <sup>2</sup>	270 x 170 x 86
1	0350 44 <sup>2</sup>	310 x 240 x 124
1	0350 47 <sup>2</sup>	360 x 270 x 124

Pack	Cat. Nos.	Accessories	
		Metal mounting plates	Set of 2 hinges <sup>1</sup>
		Galvanised steel - 1.5 mm thick For box size :	
5	0358 10	130 x 130 mm	
5	0358 11	155 x 110 mm	
5	0358 12	180 x 140 mm	
5	0358 13	220 x 170 mm	
5	0358 14	270 x 170 mm	
5	0358 15	310 x 240 mm	
5	0358 16	360 x 270 mm	
		Set of 4 wall mounting brackets	
1	0358 00	UV protected polyamide in dark grey (RAL 7016) For box 130 x 130 mm to 270 x 170 mm	
1	0358 01	For box 310 x 240 mm to 360 x 270 mm	
1	0358 02	For boxes from width 110 mm For wall fixing, supplied with screws	

1 : Not suitable for PVC range



Nylbloc terminal strips p. 41  
Distribution blocks p. 42-45



1 : Accepts Cat. No. 0358 00 hinges  
2 : Accepts Cat. No. 0358 01 hinges  
3 : Except Cat. No. 0359 80 : polycarbonate

Download the full file at

<http://assets.kempstoncontrols.com/doc/Legrand%20Industrial%20and%20power%20protection%20catalogue.pdf>



**KEMPSTON**  
CONTROLS