

# Synergy® modern

fused connection units



7310 35



7312 34



7310 30



7312 32



Flush mounting back boxes

p. 187



7310 37




7312 36



7310 31















7312 33



Red LED power indicator

Front plates : clip on die cast plate with high quality satin finish; anthracite interiors; matching decorative rockers (except where indicated)  
Terminal screws captive and backed off ready for cabling

Pack	Cat. Nos.		Fused connection units 13 A - 250 V~	
			Conform to BS 1363 - Part 4 : 1995 Fuse drawer retained by quarter turn catch, drawer padlockable in open position for safety Flush mounting back box : min. 25 mm deep Nominal plate dimensions : 89 x 89 mm	
			<b>Switched</b>	
1	7310 34	7312 34		Switched, DP
1	7310 35	7312 35		Switched, DP + red LED power indicator
1	7310 36	7312 36		Switched, DP with cord outlet
1	7310 37	7312 37		Switched, DP with cord outlet + red LED power indicator

Pack	Cat. Nos.		Fused connection units 13 A - 250 V~ (continued)	
			Conform to BS 1363 - Part 4 : 1995 Fuse drawer retained by quarter turn catch, drawer padlockable in open position for safety Flush mounting back box : min. 25 mm deep Nominal plate dimensions : 89 x 89 mm	
			<b>Unswitched</b>	
1	7310 30	7312 30		Unswitched
1	7310 31	7312 31		Unswitched + red LED power indicator
1	7310 32	7312 32		Unswitched with cord outlet
1	7310 33	7312 33		Unswitched with cord outlet + red LED power indicator

# Synergy® modern control switches



7310 10



7312 12



7310 23



7312 22

Flush mounting  
back boxes

p. 187



7310 16



7312 14












7310 29











Red LED power indicator




Front plates : clip on die cast plate with high quality satin finish; anthracite interiors; matching decorative rockers (except where indicated)  
Terminal screws captive and backed off ready for cabling

Pack	Cat. Nos.		<b>Double pole switches 20 A - 250 V~</b>	
	 Silver	 Nickel	Conform to BS EN 60669-1 : 2000 Flush mounting back box : min. 25 mm deep Nominal plate dimensions : 89 x 89 mm	
1	7310 10	7312 10		20 A DP
1	7310 14	7312 14		20 A DP with cord outlet
1	7310 16	7312 16		20 A DP with cord outlet + red LED power indicator
1	7310 12	7312 12		20 A DP + red LED power indicator

Pack	Cat. Nos.		<b>Cable outlets 20 A - 250 V~</b>	
	 Silver	 Nickel	Conform to BS 5733 : 1995 Flush mounting back box : min. 25 mm deep Nominal plate dimensions : 86 x 86 mm	
1	7310 19	7312 19		20 A – with terminal block and outlet gland


Pack	Cat. Nos.		<b>Double pole switches 45 A - 250 V~</b>	
	 Silver	 Nickel	Conform to BS EN 60669-1 : 1995 Red rocker Flush mounting back box : min. 48 mm deep Nominal plate dimensions : 89 x 89 mm	
1	7310 22	7312 22		45 A DP
1	7310 23	7312 23		45 A DP with red power indicator
			Nominal plate dimensions : 146 x 86 mm	
1	7310 21	7312 21		45 A DP with red power indicator Stainless steel plate with fixing screws

Pack	Cat. Nos.		<b>Cooker control units 45 A - 250 V~</b>	
	 Silver	 Nickel	Conform to BS 4177 : 1992 Red rocker Flush mounting back box : min. 47 mm deep Nominal plate dimensions : 89 x 149 mm	
1	7310 29	7312 29		45 A DP switch + 13 A DP switched socket outlet

Pack	Cat. Nos.		<b>Cable outlets 45 A - 250 V~</b>	
	 Silver	 Nickel	Conform to BS 5733 : 1995 2 piece design for safety Stainless steel plate with fixing screws Flush mounting back box : min. 48 mm deep Nominal plate dimensions : 86 x 86 mm	
1	7310 26	7312 26		45 A – with terminal block

Download the full file at

<http://assets.kempstoncontrols.com/doc/Legrand%20Wiring%20Devices%202012.pdf>



**KEMPSTON**  
CONTROLS