

distribution terminal blocks



Conform to standard IEC 60998-2-1
 Supplied ready for use (screws captive and backed-off)
 100 A max. - 400 V~ with 25 mm² incoming
 80 A max. - 400 V~ with 16 mm² incoming
 Ipk (kA) 60 : Icw (kA) 3-5

Pack	Cat. Nos.	Unshrouded terminal blocks		
		Fix using M4 dia. screw		
		Incoming capacity	Outgoing capacity	Terminal length (mm)
10	0048 01	1 x 6 to 25 mm ²	4 x 1.5 to 16 mm ²	45
10	0048 03	1 x 6 to 25 mm ²	8 x 1.5 to 16 mm ²	73
10	0048 05	1 x 6 to 25 mm ²	14 x 1.5 to 16 mm ²	122
10	0048 06	1 x 6 to 25 mm ²	19 x 1.5 to 16 mm ²	157
10	0048 07	1 x 6 to 25 mm ²	24 x 1.5 to 16 mm ²	192

		Fully shrouded terminal blocks		
		Terminal blocks on support		
		Mounting on or rail with universal terminal rail support Cat. No. 0048 11 or on 12 x 2 mm rail		
		Supplied with Duplix markers ¹		
		Incoming capacity	Outgoing capacity	Terminal length (mm)
10	0048 20 ¹	-	4 x 1.5 to 16 mm ²	47
10	0048 22 ¹	-	8 x 1.5 to 16 mm ²	75
10	0048 24 ¹	1 x 6 to 25 mm ²	12 x 1.5 to 16 mm ²	113
10	0048 25 ¹	1 x 6 to 25 mm ²	16 x 1.5 to 16 mm ²	141

		IP 2X terminal blocks on support		
		For fixing to 12 x 2 mm rail		
		Incoming capacity	Outgoing capacity	Terminal length (mm)
10	Phase (black) 0048 50	-	4 x 1.5 to 16 mm ²	47
10	0048 52	-	8 x 1.5 to 16 mm ²	75
10	0048 54	1 x 6 to 25 mm ²	12 x 1.5 to 16 mm ²	113
10	0048 55	1 x 6 to 25 mm ²	16 x 1.5 to 16 mm ²	141
10	0048 56	1 x 6 to 25 mm ²	21 x 1.5 to 16 mm ²	176
10	0048 58	2 x 6 to 25 mm ²	33 x 1.5 to 16 mm ²	276
		Earth (green)		
10	0048 30	-	4 x 1.5 to 16 mm ²	47
10	0048 32	-	8 x 1.5 to 16 mm ²	75
10	0048 34	1 x 6 to 25 mm ²	12 x 1.5 to 16 mm ²	113
10	0048 35	1 x 6 to 25 mm ²	16 x 1.5 to 16 mm ²	141
10	0048 36	1 x 6 to 25 mm ²	21 x 1.5 to 16 mm ²	176
10	0048 38	2 x 6 to 25 mm ²	33 x 1.5 to 16 mm ²	276

		Supports for terminal blocks	
		Terminal side support	
1	0048 10	Consists of two side supports for positioning of up to 4 x IP 2X terminal blocks with the same dimensions to create a 2, 3 or 4 pole distribution block	
		Terminal rail support	
5	0048 11	Adaptor support for or rail. Provides a firm fixing allowing IP 2X terminal blocks to be side or top mounted on to adaptor	
		35 hole empty support	
5	0048 17	For screw terminal blocks Length : 276 mm	
		Rail	
10	0048 19	1 metre length of 12 x 2 mm terminal mounting rail - accepts partly and fully shrouded terminals	

■ Connection protection

■ Use of terminal supports Cat. No. 0048 10

Terminal supports Cat. No. 0048 10 fitted with fully shrouded terminals providing custom made distribution

Adaptor support Cat. No. 0048 11 showing method of fixing terminals

+ Plexo weatherproof boxes p. 36-40

¹ : Each terminal supplied with :
 - 2 green Duplix markers (+) - 2 blue Duplix markers (N) - 2 red Duplix markers (L)

distribution blocks 40 to 160 A

modular style - rail or screw fixing



0048 88 + 0048 45 (p. 42)




0048 79

Conform to standard EN 60947-1
 Insulation voltage according to EN 60947-1/IEC 60664-1 : 500 V
 Impulse (surge) voltage (Uimp) : 8 kV
 Degree of pollution : 3 (conductive dust)
 Self-extinguishing 960 °C for active part supports
 Connection with or without Starfix ferrules

Pack	Cat. Nos.	Modular style blocks		Capacity		Ipk peak withstand current (kA)	Icw (kA)	Number of modules
				rigid (mm ²)	flexible (mm ²)			
		Fixing on rail or on plate using 2 screws Supplied complete with rear insulated plate and transparent cover Bar identification possible using CAB 3 markers When installing under a front plate a blank can also be clipped on to the front plate Additional IP 2X terminals can be fitted (see table opposite)						
		Double pole						
		Equipped with 2 bars						
		Ways per bar						
5	0048 81	40 A	11	1.5 to 4	0.75 to 4	20	3	6
			2	6 to 16	4 to 10			
10	0048 80	100 A	5	2.5 to 10	1.5 to 10	20	4.5	4
			2	10 to 25	6 to 16			
5	0048 82	125 A	11	2.5 to 10	1.5 to 10	18	4.5	8
			2	10 to 25	6 to 16			
			2	10 to 35	10 to 25			
		Four pole						
		Equipped with 4 bars						
		Ways per bar						
5	0048 85	40 A	11	1.5 to 4	0.75 to 4	20	3	6
			2	6 to 16	4 to 10			
10	0048 84	100 A	5	2.5 to 10	1.5 to 10	20	4.5	4
			2	10 to 25	6 to 16			
5	0048 86	125 A	7	2.5 to 10	1.5 to 10	20	4.5	6
			2	10 to 25	6 to 16			
			2	10 to 35	10 to 25			
5	0048 88 ¹	125 A	11	2.5 to 10	1.5 to 10	14.5	4.2	8
			4	10 to 35	6 to 25 ¹			
1	0048 79 ¹	160 A	1	35 to 70	35 to 70	27	8.4	10
			8	2.5 to 10	1.5 to 10			
			4	10 to 25	6 to 16			
			2	10 to 35	10 to 25 ¹			

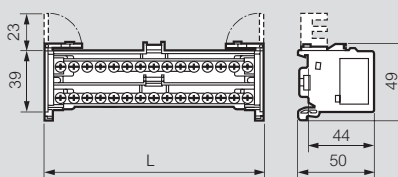
1 : Supplied with short ferrule

CAB 3 markers p. 140-143
 Starfix ferrules p. 148-149



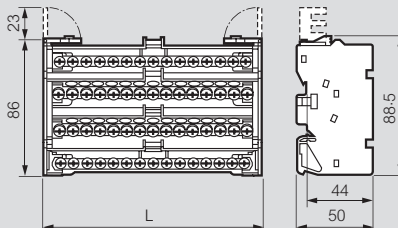
■ Dimensions

Double pole 40 - 100 - 125 A



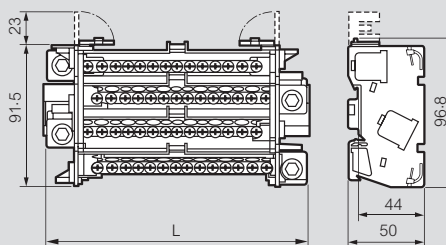
Cat. Nos.	Length (L)
0048 80	70
0048 81	105
0048 82	140

Four pole 40 - 100 - 125 A

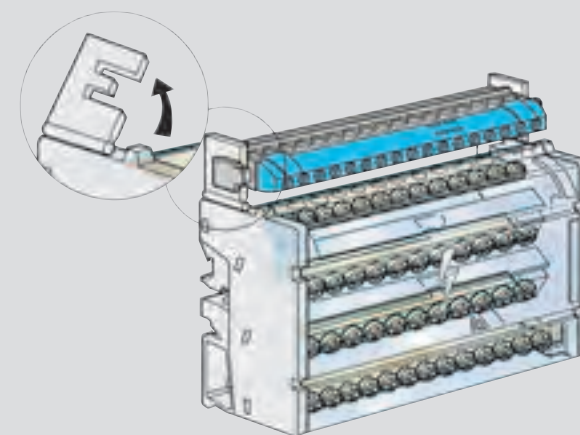


Cat. Nos.	Length (L)
0048 84	70
0048 85	105
0048 86	105
0048 88	140

Four pole 160 A



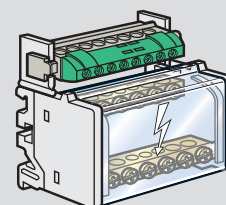
Cat. Nos.	Length (L)
0048 79	179



0048 88 + 0048 45

Extend your wiring capability using IP 2X fully shrouded terminals (see p. 42) on the following :

Distribution block Cat. Nos.	IP 2X Terminal	Characteristics Voltage	Rating
0048 80	0048 32 ¹	400 V	80 A
0048 81	0048 34 ¹	400 V	40 A
0048 82	0048 35 ¹	400 V	100 A
0048 84	0048 42 ²	400 V	80 A
0048 85	0048 44 ²	400 V	40 A
0048 86	0048 44 ²	400 V	100 A
0048 88	0048 45 ²	400 V	100 A
0048 79	0048 45 ²	400 V	100 A



0048 80 + 0048 32

1 : (green cover)
 2 : Neutral (blue cover)

Download the full file at

<http://assets.kempstoncontrols.com/doc/Legrand%20Industrial%20and%20power%20protection%20catalogue.pdf>



KEMPSTON
CONTROLS