

Panasonic

ideas for life

NEW

Control Category 4 PLe SIL3

SAFETY LIQUID LEAK SENSOR

SQ4 SERIES



Conforming to SEMI-S2



Industry first* Improved productivity
Two-stage detection

Industry first* Compliance with international safety standards
Safety certification

*As of October 2010; according to research by Panasonic Electric Works SUNX.

A Safety Liquid Leak Sensor Offering Unparalleled Productivity and Safety

Introducing the SQ4 Series

Featuring a two-stage detection system for improved productivity and reliable safety performance that complies with international standards



Improved productivity

Two-stage detection

- ✓ Simplify preventive maintenance and maintenance planning
- ✓ Improve yields
- ✓ Reduce damage to work in progress in case of a leak
- ✓ Trigger an emergency stop in the event of a malfunction

*As of October 2010; according to research by Panasonic Electric Works SUNX.



Lights up when conditions are normal (and at incipient liquid leak detection)

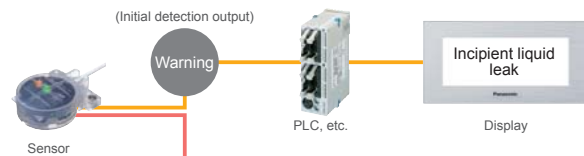
• Monitoring

Lights up at incipient liquid leak detection (and at abnormal leak detection)

• First stage: Initial detection (non-safety output)

Use as a warning

Report the occurrence of an incipient liquid leak to the production supervisor and perform equipment maintenance after removing any work in progress.



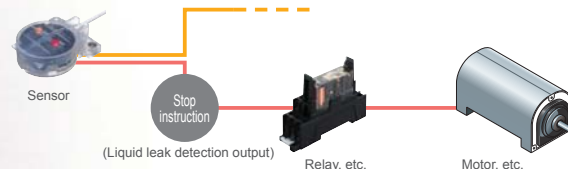
Ensure productivity

By quickly detecting even small liquid leaks (incipient leaks), personnel can perform preventive maintenance or plan maintenance, thereby reducing both downtime and damage to work in progress.

Lights up at abnormal liquid leak detection

• Second stage: Liquid leak detection (safety-critical output)

Emergency stop

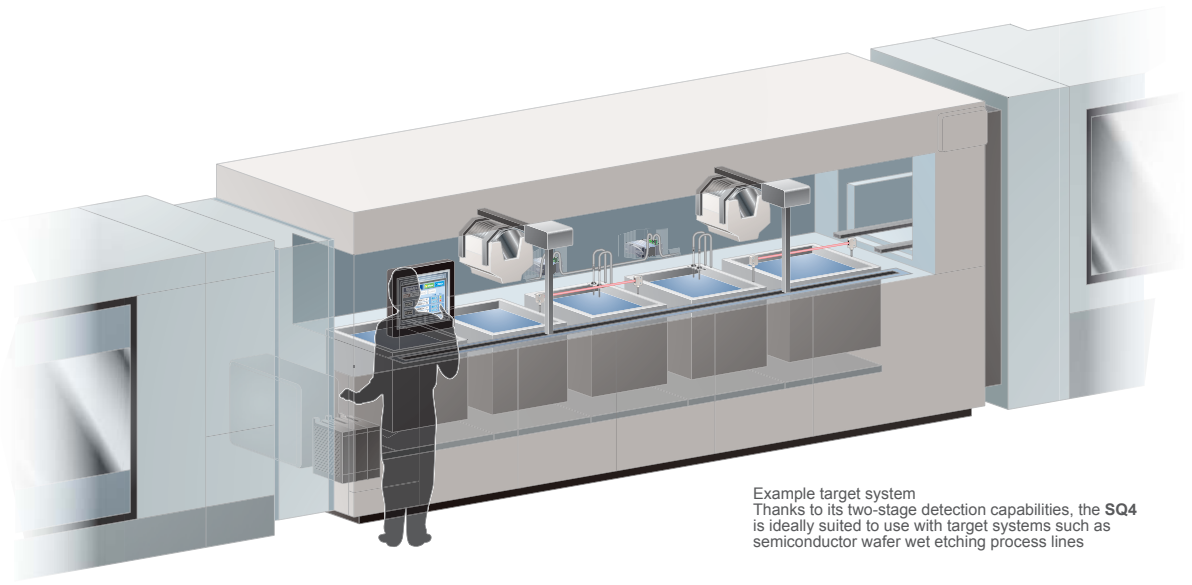


Ensure safety

In the event of a high-volume liquid leak (an abnormal liquid leak), the target equipment is stopped immediately to ensure safety.

• The SQ4 can also be used alone.

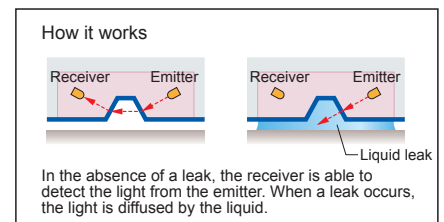
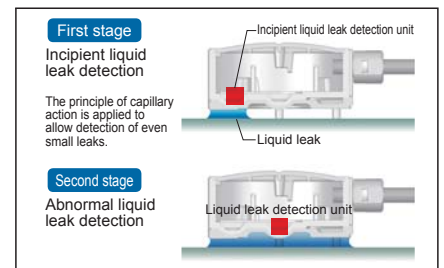

The SQ4 can also be used without a controller, allowing the benefits of two-stage detection to be added to existing equipment by augmenting or replacing existing detection systems.



Example target system
Thanks to its two-stage detection capabilities, the **SQ4** is ideally suited to use with target systems such as semiconductor wafer wet etching process lines

- Two-stage detection addresses both incipient liquid leaks (by generating a warning) and abnormal liquid leaks (by initiating an emergency stop).

On the bottom of the sensor are two detection units, one located at the front and one at the center. If a liquid leak occurs in front of the sensor, the front detection unit will detect even a small incipient leak. When the leak increases in volume and reaches the center of the sensor, it will be detected as an abnormal leak. While previous implementations of two-stage liquid leak detection have relied on two separate sensors installed at different heights, the **SQ4** delivers the same full-featured detection capability in a single sensor unit.



- The **SQ4** can also detect human error (improper installation).

In addition to detecting liquid leaks, the **SQ4** can detect both human error (such as a failure to install the sensor) and sensor malfunctions. If the sensor itself or the sensor and its mounting bracket have become dislodged, have been improperly installed, or are suffering from a broken cable connection, light from the emitter will not reach the receiver, causing the device to generate the same output as if a liquid leak had occurred.

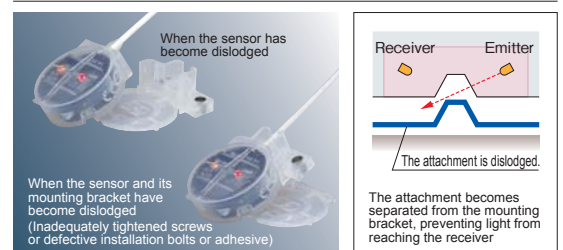


Knurling on the sides of the sensor head makes it easy to grip.

When conditions are normal
Sensor light from the emitter is able to reach the receiver.



When the sensor has been installed improperly



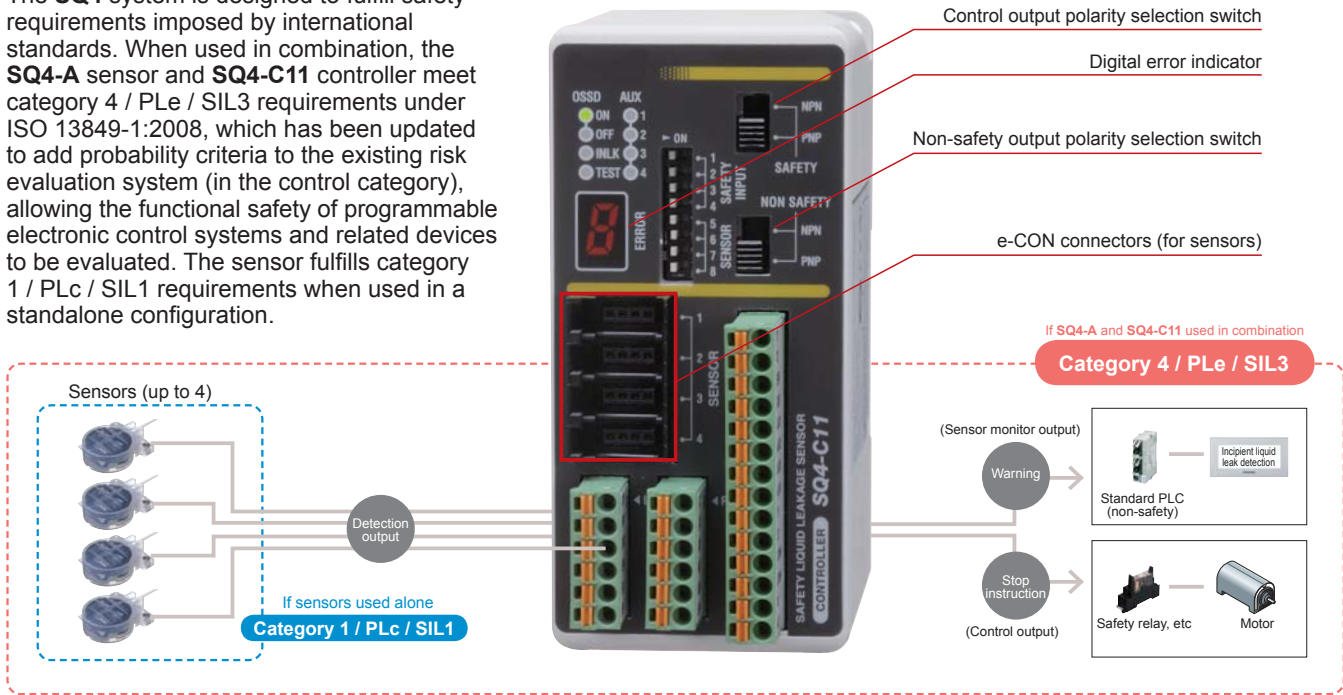
Industry first* **Reliable stop instructions**
Safety certification

- ☑ Safety-certified by third-party certification organizations TUV, KOSHA
- ☑ International standards ISO 13849-1, IEC 61508-1 to 7, ANSI/UL 508, etc.
- ☑ South Korean regulations S1-G-1-2009, S2-W-5-2009
- ☑ SEMI standards SEMI-S2-0310a

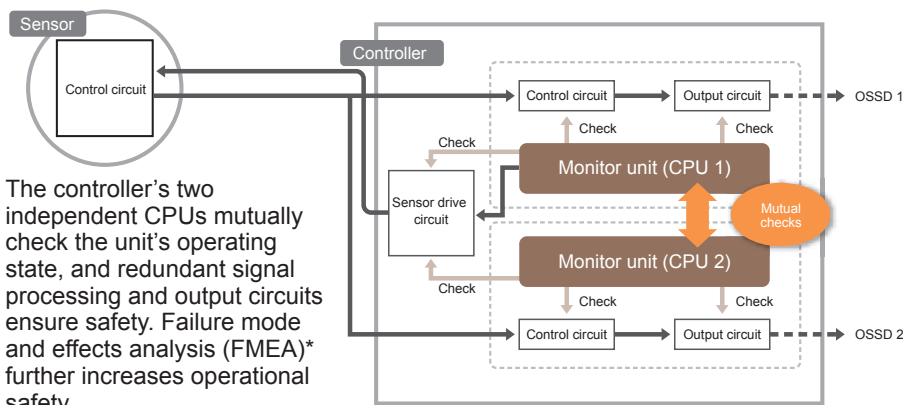
- The **SQ4** is the first device of its kind in the industry* to earn safety certification, demonstrating that it delivers safety performance of the highest caliber.

*As of October 2010; according to research by Panasonic Electric Works SUNX.

The **SQ4** system is designed to fulfill safety requirements imposed by international standards. When used in combination, the **SQ4-A** sensor and **SQ4-C11** controller meet category 4 / PLe / SIL3 requirements under ISO 13849-1:2008, which has been updated to add probability criteria to the existing risk evaluation system (in the control category), allowing the functional safety of programmable electronic control systems and related devices to be evaluated. The sensor fulfills category 1 / PLc / SIL1 requirements when used in a standalone configuration.

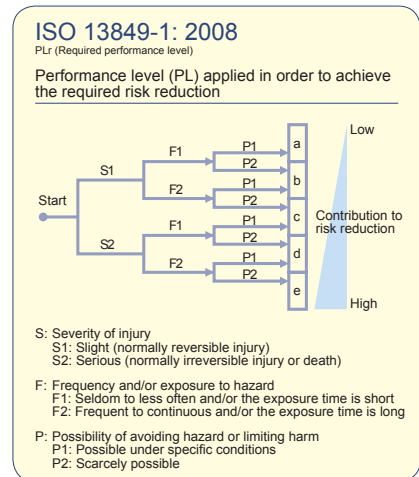


- Dual CPUs deliver an advanced level of safety control.



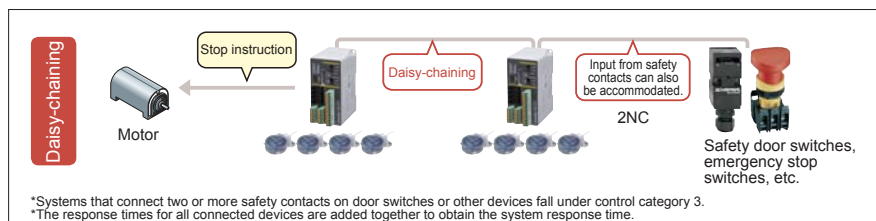
The controller's two independent CPUs mutually check the unit's operating state, and redundant signal processing and output circuits ensure safety. Failure mode and effects analysis (FMEA)* further increases operational safety.

*FMEA comprises a systematic method for analyzing latent failures and defects so that they can be prevented from manifesting themselves.



- Reduce wiring and lower costs by daisy-chaining controllers and other safety equipment.

The controller's safety input function can be used to connect wiring used to daisy-chain controllers together as well as input from safety contacts (2NC) on emergency stop switches, safety door switches, and other devices. In this way, safety output can be aggregated onto a single line to reduce safety circuit wiring and lower costs.



PRODUCT CONFIGURATION

Whole set: Category 4, PLc, SIL3

Sensor: Category 1, PLc, SIL1

Sensor **SQ4-A2**□-□

Mounting bracket set
MS-SQ4-2□
 Attachment
 Mounting bracket





Connector



Controller **SQ4-C11**






ORDER GUIDE

Sensors

Type	Appearance	Sensing object (Note 1)	Model No.	Output
For standard liquid	 Material: Polypropylene	Water etc.	SQ4-A21-P	PNP open-collector transistor
			SQ4-A21-N	NPN open-collector transistor
For chemical liquid	 Material: PFA	Sulfuric acid, Hydrochloric acid, Phosphoric acid, Ammonia, Fluorinert (Note 2), Galden (Note 2) or Fluorine etc.	SQ4-A22-P	PNP open-collector transistor
			SQ4-A22-N	NPN open-collector transistor

Notes: 1) The agents mentioned above are examples. It may not be detected depending on viscosity the agent. Before using this device, check the detecting liquid and installation condition.
 2) Fluorinert™ is the world wide trademark of 3M. Galden is the world wide trademark of Solvay Solexis.

Mounting bracket set Make sure to purchase the sensor and controller as a set.

Type	Appearance		Sensing object	Model No.
	Attachment	Mounting bracket		
For standard liquid	 Material: Polypropylene	 Material: PVC	Water etc.	MS-SQ4-21
For chemical liquid	 Material: PFA	 Material: PFA	Liquids with comparatively high surface tension such as Sulfuric acid, Hydrochloric acid, Phosphoric acid, and Ammonia	MS-SQ4-22
		 Material: PVC	Liquids with comparatively low surface tension such as Fluorinert (Note), Galden (Note), and Hydrogen fluoride	MS-SQ4-23
			Liquids such as low-concentration hydrogen fluoride	MS-SQ4-24


Note: Fluorinert™ is the world wide trademark of 3M. Galden is the world wide trademark of Solvay Solexis.

Connectors Make sure to purchase the connector when using the controller.


Designation	Model No.	Description
Hook-up connector (e-CON)	CN-EP2	For SQ4-A21 □ (PVC cable) It is used to connect to the controller. Yellow 5 pcs. per set
	CN-EP3	For SQ4-A22 □ (PFA cable) It is used to connect to the controller. Orange 5 pcs. per set

Hook-up connector

• CN-EP2 • CN-EP3



Controller

Type	Appearance	Model No.	Description
Safety controller		SQ4-C11	Up to 4 safety liquid leak sensors can be connected. Control category 4, PLc SIL3

SPECIFICATION

Sensors

Item	Model No.	Type	For standard liquid	For chemical liquid
		PNP output	SQ4-A21-P	SQ4-A22-P
		NPN output	SQ4-A21-N	SQ4-A22-N
Sensing object		Water (Standard liquid) (Note 2)		Sulfuric acid, Hydrochloric acid, Phosphoric acid, Ammonia, Fluorinert (Note 3), Galden (Note 3), Hydrofluoric acid etc. (Note 2)
Supply voltage		12 to 24 V DC $\pm 10\%$ Ripple P-P 10% or less		
Current consumption		30 mA or less		
Utilization category		DC-12, DC-13		
Leakage detection output (Abnormal leakage detection, Safety output)		<PNP output type> PNP open-collector transistor • Maximum source current: 50 mA • Applied voltage: Same as the supply voltage (between detection output and +V) • Residual voltage: 2.5 V or less (at 50 mA source current)		<NPN output type> NPN open-collector transistor • Maximum sink current: 50 mA • Applied voltage: Same as the supply voltage (between detection output and 0 V) • Residual voltage: 2 V or less (at 50 mA sink current)
Response time		10 ms or less		
Output operation		ON when initial detection, OFF when detection leakage or wrong installation		
Initial leakage detection output (Initial leakage, Non-safety output)		<PNP output type> PNP open-collector transistor • Maximum source current: 50 mA • Applied voltage: Same as the supply voltage (between detection auxiliary output and +V) • Residual voltage: 2.5 V or less (at 50 mA source current)		<NPN output type> NPN open-collector transistor • Maximum sink current: 50 mA • Applied voltage: Same as the supply voltage (between detection auxiliary output and 0 V) • Residual voltage: 2 V or less (at 50 mA sink current)
Response time		50 ms or less		
Output operation		ON when normal condition, OFF when initial detection or accidental leakage		
Protection		IP65 / IP67 (IEC)		
Ambient temperature / humidity		-10 to +55 °C +14 to +48.2 °F (No dew condensation or icing allowed) (Note 4), Storage: -10 to +55 °C +14 to +48.2 °F / 35 to 85 % RH, Storage: 35 to 85 % RH		
Emitting element		Infrared LED (modulated)		
Material		Enclosure: Polypropylene		Enclosure: PFA
Cable		0.18 mm ² 4-core PVC cabtire cable, 2 m 6.562 ft long		0.1 mm ² 4-core PFA cabtire cable, 2 m 6.562 ft long
Weight		Net weight: 45 g approx., Gross weight: 110 g approx.		

- Notes: 1) Where measurement conditions have not been specified precisely, the conditions used were an ambient temperature of +20 °C +68 °F.
 2) The agents mentioned above are examples. It may not be detected depending on viscosity the agent.
 Before using this device, check the detecting liquid and installation condition.
 3) Fluorinert™ is the world wide trademark of 3M. Galden is the world wide trademark of Solvay Solexis.
 4) Liquid being detected should be also kept within the rated ambient temperature range.

Controller

Item	Model No.	SQ4-C11
Applicable standards	International standard	ISO 13849-1 (Category 4, PL _e), IEC 60947-5-2, IEC 61508-1 to 7 (SIL3), IEC 62061 (SIL3)
	Japan	JIS B 9705-1 (Category 4), JIS C 0508-1 to 7 (SIL3)
	Europe (EU) (Note 2)	EN 60947-5-2, EN 55011 Class A, EN 61000-6-2, EN 50178, EN ISO 13849-1 (Category 4, PL _e), EN 61508-1 to 7 (SIL3)
	North America (Note 3)	ANSI/UL 508, CAN/CSA C22.2 No.14
	South Korea	S1-G-1-2009, S2-W-5-2009
	SEMI	Conforming to SEMI-S2-0310a
Power voltage	24 V DC ^{+10/-15} % Ripple P-P 10% or less	
Consumption current	200 mA or less	
Control output (OSSD 1, OSSD 2)	PNP open-collector transistor / NPN open-collector transistor (switch method) <Selecting PNP output> • Maximum source current: 200 mA • Applied voltage: Same as power voltage (between control output to +V) • Residual voltage: 2.5 V or less (at 200 mA source current)	
	<Selecting NPN output> • Maximum sink current: 200 mA • Applied voltage: Same as power voltage (between control output to 0 V) • Residual voltage: 2.0 V or less (at 200 mA sink current)	
Response time	20 ms or less (excluding the response time of the sensor)	
Operation mode (Output operation)	ON when initial detection, OFF when detection leakage or wrong installation	
Utilization category	DC-12, DC-13	
Sensor monitor output (AUX1, 2, 3, 4, Non-safety output)	PNP open-collector transistor / NPN open-collector transistor (switch method) <Selecting PNP output> • Maximum source current: 60 mA • Applied voltage: Same as power voltage (between sensor monitor output to +V) • Residual voltage: 2.5 V or less (at 60 mA source current)	
	<Selecting NPN output> • Maximum sink current: 60 mA • Applied voltage: Same as power voltage (between sensor monitor output to 0 V) • Residual voltage: 2.0 V or less (at 60 mA sink current)	
Response time	100 ms or less (excluding the response time of the sensor)	
Operation mode (Output operation)	ON when normal condition, OFF when initial detection or accidental leakage	
Utilization category	DC-12, DC-13	
Lockout output	OFF for lockout (Rating: Same as sensor monitor output)	
Auxiliary output	Negative logic output of control output 1 / 2 (OSSD 1 / 2) (Rating: Same as sensor monitor output) [Auxiliary output ON when control output 1 / 2 (OSSD 1/2) is OFF]	
Functions	Interlock / lockout cancel / Test input / External device monitor / Safety input / Control output polarity selection / Non-safety output polarity selection / Sensor connection number setting	
Protection	IP20 (IEC) (However, it should be in IP54 protection structure of control panel)	
Ambient temperature / humidity	-10 to +55 °C +14 to +48.2 °F (No dew condensation or icing allowed), Storage: -10 to +55 °C +14 to +48.2 °F / 35 to 85 % RH, Storage: 35 to 85 % RH	
PFH _D	2.55 × 10 ⁻⁹ (when connecting 4 safety liquid connecting sensors)	
MTTF _d	100 years or more	
Material	Main unit case: PC / ABS (alloy)	
Weight	Net weight: 170 g approx., Gross weight: 440 g approx.	

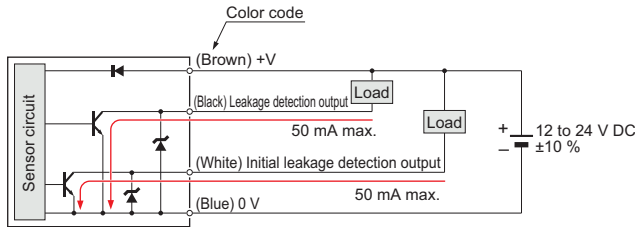
- Notes: 1) Where measurement conditions have not been specified precisely, the conditions used were an ambient temperature of +20 °C +68 °F.
 2) Regarding EU Machinery Directive, a Notified Body, TÜV SÜD, has certified with the type examination certificate.
 3) With regards to the standards in the US, under the US regulation 29 CFR 1910.7, TÜV SÜD, a Nationally Recognized Testing Laboratory (NRTL) certified by OSHA, has certified with the safety certificate based on UL / ANSI standards.
 With regards to the standards in Canada, under the safety regulations based on CEC (Canadian Electric Code), TÜV SÜD, a Certification Body accredited by SCC, has certified with the safety certificate based on CSA standards.

I/O CIRCUIT AND WIRING DIAGRAMS

Sensors

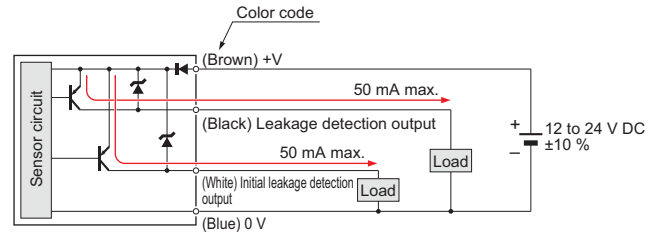
SQ4-A□-N

NPN output type



SQ4-A□-P

PNP output type

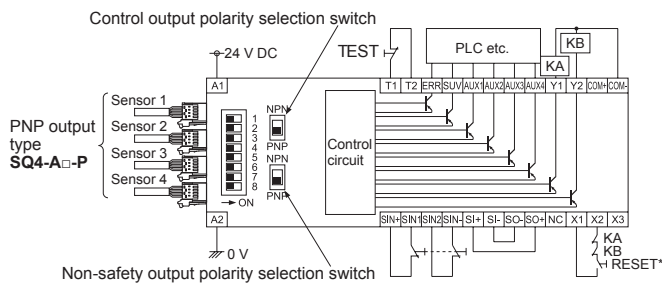


Controller

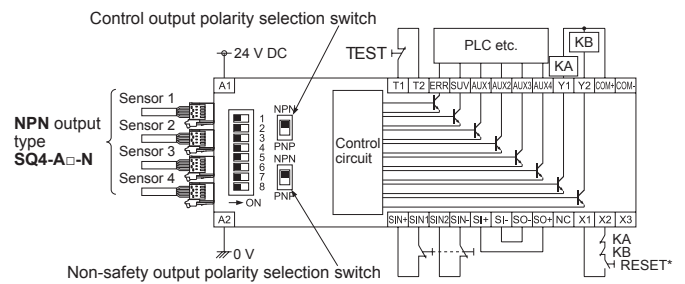
SQ4-C11

Controller

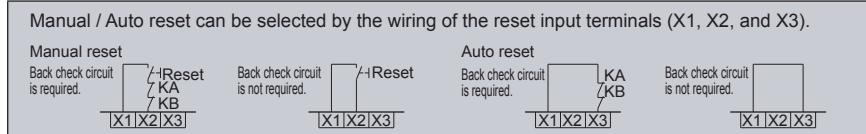
For operation with PNP output



For operation with NPN output



*RESET



KA, KB: External devices

(Forced guide relay, magnet contactor or monitored valve)

PRECAUTIONS FOR PROPER USE



- This product is a sensor for detecting leak of fluids.
- When this product is used with safety devices, construct the system such that the device itself.

- This device has been developed / produced for industrial use only.
- Before using this device, check whether the device performs properly with the functions and capabilities as per the design specifications.
- Avoid using this device in an explosive atmosphere because this product does not have an explosive-proof protective construction.

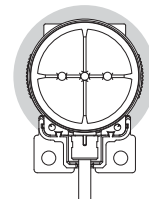
Installation



- There is the detection mount difference by directivity of a liquid leakage. When there are a direction from which a liquid leakage happens, and an inclination, please install the nose-of-cam side (opposite side of a cable) of a sensor towards a top.
- Use the mounting bracket **MS-SQ4-□** (optional) which suits the liquid to detect.
- Periodical checking of operation is recommended with the liquids which are not dangerous (water, alcohol, etc.).
- The amount of detection may change with the conditions of the installation surface.
- Be sure to use the mounting bracket **MS-SQ4-□** (optional) when installing this device to avoid human error, etc. Reliable detection cannot be guaranteed when this sensor is used alone.

Leakage detection condition and variation factor

- Leak detection part of this product properly detects the leakage in the following condition.
 - Detection range: Area except backward of this product (liquid must enter to the detection range)
 - Material of installation surface: Hard vinyl chloride or Stainless steel
 - Surface condition for installation: Glossy surface (surface roughness: corresponding 0.4 μmRa) and clean surface.
 - Installation surface angle: Horizontal



Detection range

- This product may not detect properly liquid in following element.
 - Liquid kind, consistency (surface tension) and air bubble incorporation.
 - Material, roughness, angle, dirtiness and liquid absorption of surface of installed surface of sensor.
 - Wrong selection of dedicated mounting bracket.
- Check the detecting liquid and the installation condition before use.

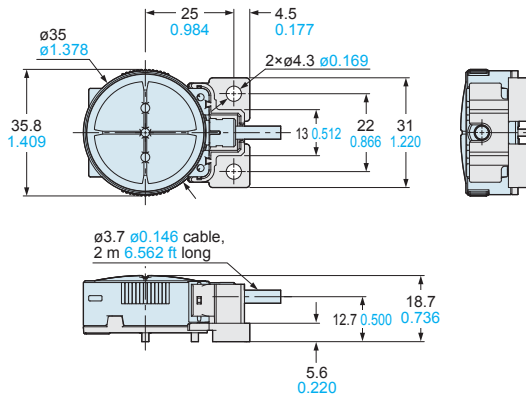
DIMENSIONS (Unit: mm in)

The CAD data in the dimensions can be downloaded from the website:
panasonic-electric-works.net/sunx

SQ4-A21-□

Sensor

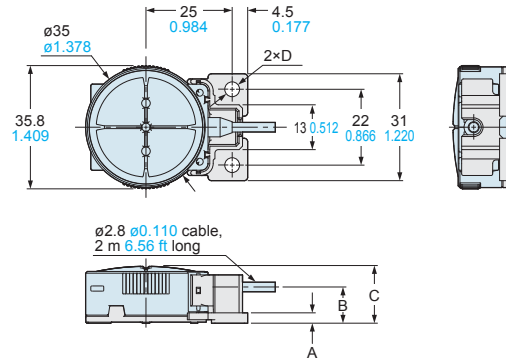
Assembly dimensions with mounting bracket for MS-SQ4-21



SQ4-A22-□

Sensor

Assembly dimensions with mounting bracket



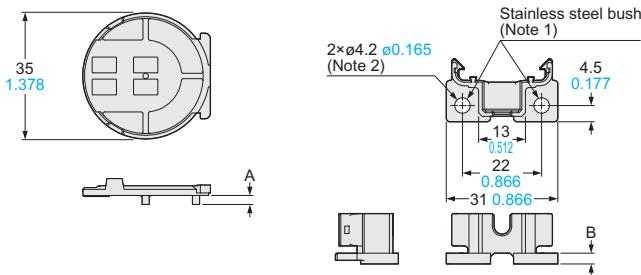
Mounting bracket set model No.	A	B	C	D
MS-SQ4-22	5.4 0.213	12.7 0.500	18.7 0.736	2× ϕ 4.2 ϕ 0.165
MS-SQ4-23	3.4 0.134	10.5 0.413	16.5 0.650	2× ϕ 4.3 ϕ 0.169
MS-SQ4-24	5.6 0.220	12.7 0.500	18.7 0.736	2× ϕ 4.3 ϕ 0.169

MS-SQ4-□

Mounting bracket set

Attachment

PVC / PFA mounting bracket

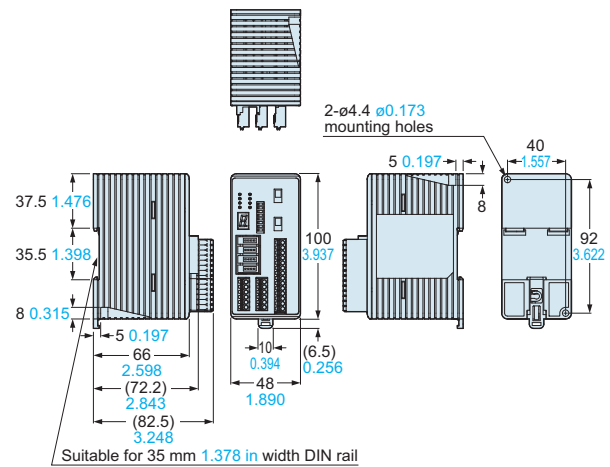


Model No.	A	B
MS-SQ4-21	2.5 0.098	5.6 0.220
MS-SQ4-22	2.5 0.098	5.4 0.213
MS-SQ4-23	0.3 0.012	3.4 0.134
MS-SQ4-24	2.5 0.098	5.6 0.220

Notes: 1) Drawing above is for PFA mounting bracket.
PVC mounting brackets do not incorporate stainless steel bushes.
2) The size of mounting holes is ϕ 4.3 mm ϕ 0.169 in

SQ4-C11

Controller



Please contact

Panasonic Electric Works SUNX Co., Ltd.

2431-1 Ushiyama-cho, Kasugai-shi, Aichi, 486-0901, Japan

TEL: +81-568-33-7211 FAX: +81-568-33-2631

Overseas Marketing Department

TEL: +81-568-33-7861 FAX: +81-568-33-8591

panasonic-electric-works.net/sunx

Panasonic[®]

All Rights Reserved 2011 COPYRIGHT Panasonic Electric Works SUNX