

# FOXTAM SWITCH MODE POWER SUPPLIES

TYPE: FOX.PSU-2 xxx/xxx

PRODUCT  
GROUP  
**Q**

127

## FEATURES

- DIN RAIL MOUNTED
- VERY COMPACT
- HIGH QUALITY
- 26-34 YEARS MTBF
- 10VDC, 12VDC & 24VDC OUTPUTS
- OUTPUTS FROM 1.04 AMPS TO 20.8 AMPS
- DUAL PRIMARY VOLTAGE 110 / 240VAC
- ADJUSTABLE OUTPUTS +/- 10%
- BUILT IN SHORT CIRCUIT PROTECTION WITH AUTO RESET

## DESCRIPTION

A range of din rail mounted switch mode power supplies in either 10VDC, 12VDC or 24VDC output voltage, that is also adjustable by +/-10%. The FOX.PSU-2 range of power supplies are of very high quality with a MTBF figure (Mean Time Between Failure) of between 26 and 34 years. The power supplies feature built in short circuit and overload protection with auto reset. The smaller output power supplies have a universal primary voltage of between 100-240VAC, whilst the larger output units are selectable via a switch 115V or 240VAC.

## TECHNICAL SPECIFICATIONS

### Input

Primary voltage: 100-240VAC universal (25W & 50W)  
100-120VAC & 200-240VAC switchable  
(100W, 150W, 300W & 500W versions)

Frequency: 47-63Hz

Tolerance: -15% to +10%

### Output

Indication: Via green LED

Voltage adjustment: Via potentiometer +/-10%

Voltage tolerance: +/-1% max with 0-100% load

Voltage linearity: +/-1% max with 0-100% load

Load influence: +/-1% max with 0-100% load

Start up time: Max 3 secs

Off time: Max 13 mSec

Short circuit protect: Yes, with auto reset

Ripple 10VDC, 12VDC: 25W/120mV, 50W/100mV, 150W/120mV

Ripple 24VDC: 25W/150mV, all others 240mV

### General

Operating temperature: -15°C to +50°C

Storage temperature: -20°C to +80°C

Humidity: 5-95% RH


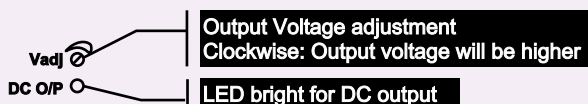
Dielectric strength: 2KV for 1min, between input, output & housing

Terminals: Screw terminals max 2 x 2.5mm cable

CE Marked: Yes

Continual use: Yes

## OUTPUT VOLTAGE ADJUSTMENT



## FOX.PSU-2 025/24VDC

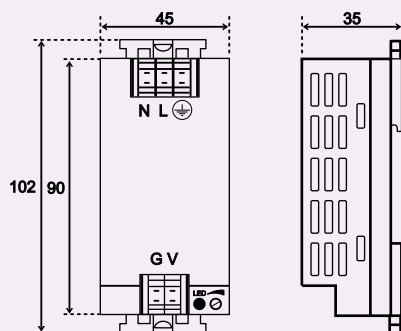
### FEATURES

- Output 24VDC / 1.04 Amps
- Primary voltage 100-240VAC universal
- Adjustable output  $\pm 10\%$
- LED indication

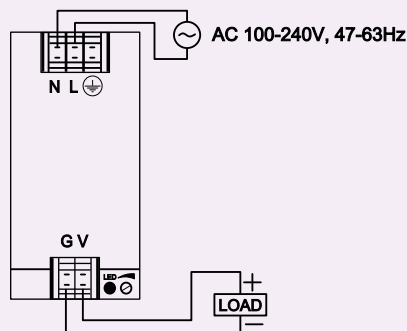


PRODUCT  
GROUP  
**Q**

FOX.PSU-2 025/24VDC DIMENSIONS



FOX.PSU-2 025/24VDC CONNECTIONS



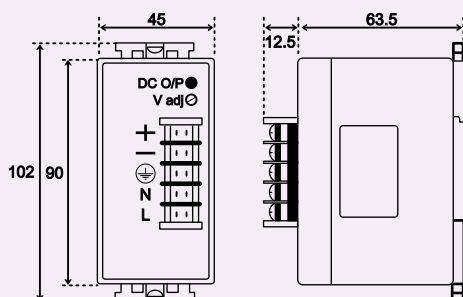
## FOX.PSU-2 050/24VDC

### FEATURES

- Output 24VDC / 2.1 Amps
- Primary voltage 100-240VDC universal
- Adjustable output  $\pm 10\%$
- Protected terminals
- LED indication



FOX.PSU-2 050/24VDC DIMENSIONS



FOX.PSU-2 050/24VDC CONNECTIONS

