



SIRIUS, central unit 3RK3 Basic for modular Safety system 3RK3 4/8 F-DI,1F-RO,1 F-DO,24 V DC parameterizable using software Safety ES 45 mm overall width Spring-type terminal Up to SIL3 (IEC 61508) Up to Performance Level E (ISO 13849-1)

product brand name	SIRIUS
product category	Modular Safety System
product designation	Central unit
design of the product	4/8 F-DI, 1 F-RO, 1 F-DO
suitability for use for monitoring of optoelectronic protective devices according to IEC 61496-1	Yes
suitability for use	
• monitoring of floating sensors	Yes
• monitoring of non-floating sensors	Yes
• position switch monitoring	Yes
• EMERGENCY-OFF circuit monitoring	Yes
• valve monitoring	Yes
• opto-electronic protection device monitoring	Yes
• proximity switch monitoring	Yes
• safety-related circuits	Yes

General technical data

product function	
• EMERGENCY STOP function	Yes
• protective door monitoring	Yes
• protective door monitoring with tumbler	No
• muting, 2 sensor-parallel	No
• muting, 4 sensor-parallel	No
• muting, 4 sensor-sequential	No
• monitoring parameterizable	No
• evaluation: electro-sensitive protective equipment	Yes
• evaluation: selector switch	Yes
• pressure-sensitive mat monitoring	Yes
• evaluation: two-hand operator panel	Yes
• evaluation: enabling switch	Yes
• monitored start-up	Yes
• two-hand control according to EN 574	Yes
number of function blocks typical	300
insulation voltage rated value	300 V
degree of pollution	3
surge voltage resistance rated value	2 500 V
consumed current for rated value of supply voltage	1.685 A
protection class IP	IP20
• of the enclosure	IP20
• of the terminal	IP20
shock resistance	15g / 11 ms
vibration resistance according to IEC 60068-2-6	5 ... 500 Hz: 0.75 mm
operating frequency maximum	1 000 1/h

mechanical service life (operating cycles) typical	10 000 000
reference code according to IEC 81346-2	K
Substance Prohibitance (Date)	05/28/2009
product function suitable for AS-i Power24V	No
product function diagnostics with CTT2 slave	No
protocol is supported ASIsafe (Safety at work) protocol	No
Ambient conditions	
installation altitude at height above sea level maximum	2 000 m
ambient temperature	
• during operation	-20 ... +60 °C
• during storage	-40 ... +85 °C
• during transport	-40 ... +85 °C
air pressure according to SN 31205	70 ... 106 kPa
Electromagnetic compatibility	
installation environment regarding EMC	This product is suitable for Class A environments only. In household environments, this device can cause unwanted radio interference. The user is required to implement appropriate measures in this case.
conducted interference	
• due to burst according to IEC 61000-4-4	2 kV (power ports) / 1 kV (signal ports)
• due to conductor-earth surge according to IEC 61000-4-5	2 kV
• due to conductor-conductor surge according to IEC 61000-4-5	1 kV
field-based interference according to IEC 61000-4-3	10 V/m
electrostatic discharge according to IEC 61000-4-2	4 kV contact discharge / 8 kV air discharge
Safety related data	
Safety Integrity Level (SIL)	
• according to IEC 62061	3
• according to IEC 61508	SIL CL 3
SIL Claim Limit (subsystem) according to EN 62061	Kat. 4 / SIL3 / Ple
performance level (PL) according to ISO 13849-1	e
category according to EN ISO 13849-1	4
stop category according to EN 60204-1	0 / 1
diagnostics test interval by internal test function maximum	1 000 s
PFHD with high demand rate according to EN 62061	0.000000007 1/h
hardware fault tolerance according to IEC 61508	1
touch protection against electrical shock	finger-safe
category according to EN 954-1	4
Inputs/ Outputs	
product function	
• parameterizable inputs	Yes
• parameterizable outputs	Yes
number of inputs	
• safety-related	8
• non-safety-related	0
input delay time	0 ... 150 ms
ingress acquisition time at digital input maximum	60 ms
input delay time at digital input maximum	150 ms
number of outputs	
• safety-related 2-channel	2
• for testing contact-based sensors	2
number of outputs as contact-affected switching element safety-related	
• single channel	0
• 2-channel	1
number of outputs as contact-less semiconductor switching element	
• safety-related 2-channel	1
• non-safety-related	0
design of the contactless switching element safety-related	P potential
pulse duration of the contactless semiconductor contact block for switching off safety-related maximum	1 ms

recovery time of the safe outputs	420 ms
dark period of the common drivers	1 ms
switching capacity current of semiconductor outputs at DC-13 at 24 V	1.5 A
Communication/ Protocol	
protocol optional is supported	Yes; when using the DP interface module; 32 bit cyclical data No
<ul style="list-style-type: none"> PROFIBUS DP protocol 	
protocol is supported AS-Interface protocol	No
Control circuit/ Control	
type of voltage	DC
control supply voltage rated value	24 V
inrush current peak	70 A
<ul style="list-style-type: none"> at 24 V 	
duration of inrush current peak	1 ms
<ul style="list-style-type: none"> at 24 V 	
operating power rated value	4.5 W
Installation/ mounting/ dimensions	
mounting position	vertical
fastening method	Snap-mounted to DIN rail or screw-mounted with additional push-in lug
height	113 mm
width	45 mm
depth	124 mm
Connections/ Terminals	
product function removable terminal	Yes
type of electrical connection	spring-loaded terminals
type of connectable conductor cross-sections	2x (0.25 ... 1.5 mm ²) 2x (0.25 ... 1 mm ²) 2x (24 ... 16) 2x (24 ... 16) 0.25 ... 1.5 mm ²
<ul style="list-style-type: none"> solid 	
<ul style="list-style-type: none"> finely stranded with core end processing 	
<ul style="list-style-type: none"> at AWG cables solid 	
<ul style="list-style-type: none"> at AWG cables stranded 	
connectable conductor cross-section finely stranded with core end processing	0.25 ... 1.5 mm ²
AWG number as coded connectable conductor cross section	24 ... 16 24 ... 16
<ul style="list-style-type: none"> solid 	
<ul style="list-style-type: none"> stranded 	
DC resistance of the cable maximum	100 Ω
Certificates/ approvals	
General Product Approval	
EMC	

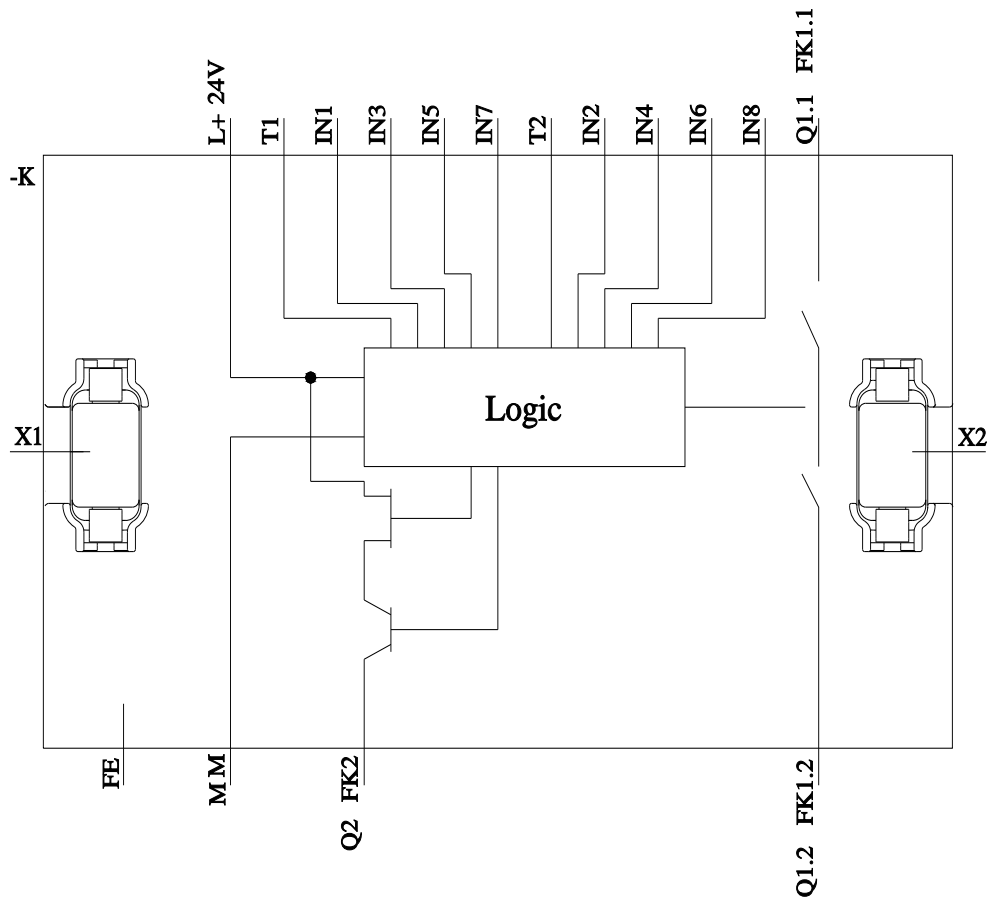
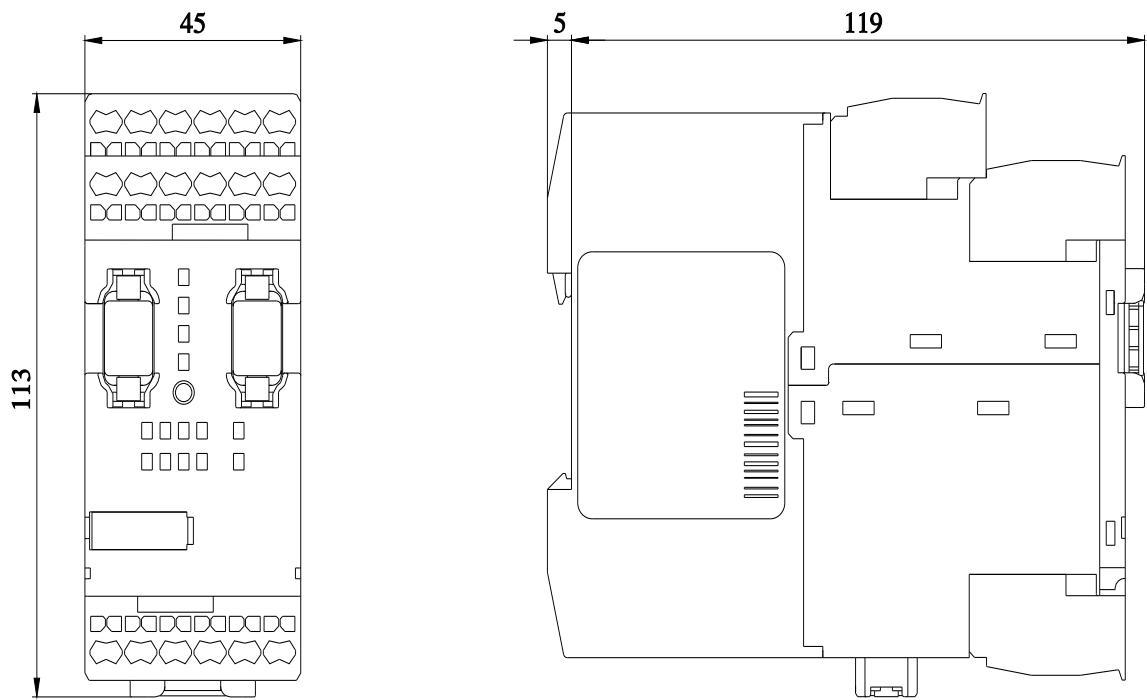


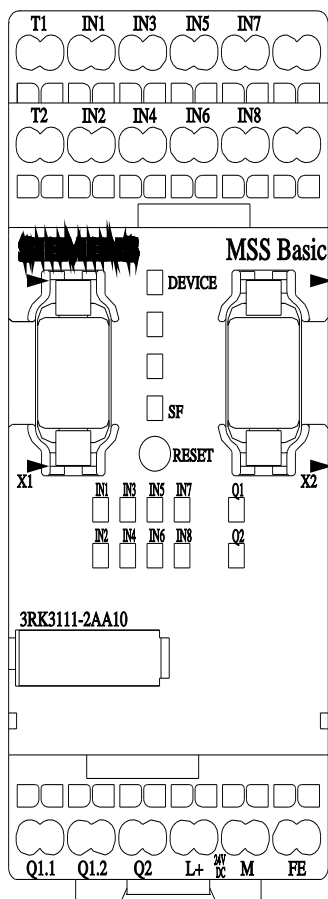
[Confirmation](#)



Functional Safety/Safety of Machinery	Declaration of Conformity	Test Certificates	other
Type Examination Certificate Miscellaneous	 	Type Test Certificates/Test Report	Confirmation

Further information
Information- and Downloadcenter (Catalogs, Brochures,...) https://www.siemens.com/ic10 Industry Mall (Online ordering system) https://mall.industry.siemens.com/mall/en/en/Catalog/product?mlfb=3RK3111-2AA10 Cax online generator http://support.automation.siemens.com/WW/CAXorder/default.aspx?lang=en&mlfb=3RK3111-2AA10 Service&Support (Manuals, Certificates, Characteristics, FAQs,...) https://support.industry.siemens.com/cs/ww/en/ps/3RK3111-2AA10





last modified:

3/29/2022