

## Datasheet

# MK18 Range - Electronic Time Control Range with Service Interval

### Features



The MK18 range consists of 3 products:

**TS715 Si / TS715Si-CB Electronic Timeswitch** - A single channel unit, with voltage free switching contacts. Ideal for combi-boiler installations and anywhere you require low voltage switching.

**CP715 Si Common Timebase Programmer** - A two channel programmer providing heating and hot water outputs. Each output can operate independently of the other, with common timing for both channels.

**FP715 Si Full Programmer** - A two channel programmer providing heating and hot water outputs. Each output can operate independently of the other, with separate timing for each channel.

The MK18 range has all the flexibility and reliability of its predecessor but with a more elegant look and some handy new features. The addition of a real time clock means that setting the time and manually adjusting for summer/winter time changes is a thing of the past.

All units in the MK18 range are set to operate straight from the box with default settings, but the inclusion of a full range of customisable user and installer settings provide ultimate flexibility when setting up the unit.

All three models use an industry standard 6 pin backplate making the MK18 range an ideal replacement for many existing products.

- 24 hours / 5-2 day / 7 day programming
- Factory Set Clock
- Automatic Summer/Winter Time Change
- Backlit Display
- Built in programmes
- Holiday function
- Industry standard wallplate
- Optional Service Interval Timer

### Service Interval Timer

The service interval timer allows the installer to select a service due date for the boiler, this can be set at between 28 days and 366 days from the current date.

#### **Service due date is within 28 days**

From 28 days prior to the service due date, a visual warning will appear in the display and a buzzer will sound for ten seconds each hour commencing at midday, this can be cancelled for the current day by pressing any button.

#### **Service due date is reached or passed**

When the service due date is reached the visual and audible warning are repeated each hour of the day commencing at midday, but the duration of the alarm is increased to 60 seconds, this can be cancelled for the current day by pressing any button. All override and programming buttons are disabled and depending upon service interval timer setting, heating can be restricted to 15, 30 or 45 minutes in each programmed hour.

Option	Service Interval Timer Function
Setting 0	Disabled, (factory default)
Setting 1	Active, visual and audible warning, no heat reduction
Setting 2	Active, visual and audible warning, heat reduced to 45 minutes per hour
Setting 3	Active, visual and audible warning, heat reduced to 30 minutes per hour
Setting 4	Active, visual and audible warning, heat reduced to 15 minutes per hour

# Datasheet

# Electronic Time Controls with Optional Service Interval

## Specifications

Features	TS715 Si	TS715 Si-CB	CP715 Si	FP715 Si
Code No.	087N789900	087N790700	087N789700	087N789800
Single channel timeswitch	•	•		
Two channel programmer, with common timebase			•	
Two channel full programmer, with independent timebase				•
Service interval timer available, select at time of installation	•	•	•	•
7 day, 24 hour or 5/2 day operation, select at installation	•	•	•	•
2 on/off or 3 on/off per day, select at installation	•	•	•	•
Pumped or gravity hot water option, select at installation			•	•
Permanent back lit display	•	•	•	•
Output channels	single	independent HW	independent HW & CH	
Programmes selectable	On/Off/Auto/Allday <sup>(1)</sup>			
Programmable holiday function	Up to 99 days			
Factory set real time clock	•			
Automatic BST/GMT change	•			
Service interval timer	Programmable 56-365 days			
Factory pre-set on/off time	•			
Advance override	•	•	per channel	
+1hour override	•	•	per channel	
Voltage rating	230 Vac ± 15%, 50/60 Hz			
Contact Rating	3 (1) A			
Switching action	1 x SPDT (voltage free)	2 x SPDT (commons linked internally)		
Battery backup on power failure	Time and all other settings - indefinitely			
Maximum ambient temperature	45°C			
Enclosure Rating	IP30			
Dimensions (mm)	137 wide x 93 high x 29 deep			
<i>Please note: (1) Per channel on CP and FP models</i>				

## Installer Settings and DIL Switches

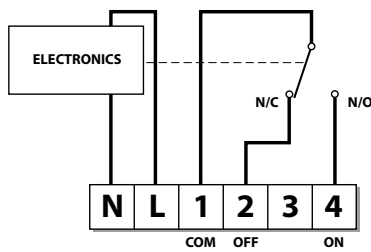
The MK18 programmer and timeswitch family all use APM (Advanced Programming Menu) functionality to provide easy customisation of parameters allowing full flexibility of programming.

The DIL switches on the rear of the unit provide simple and quick selection of 24 hour / 5-2 day or full 7 day control as well as selecting gravity or fully pumped system configuration (CP/FP715Si only)

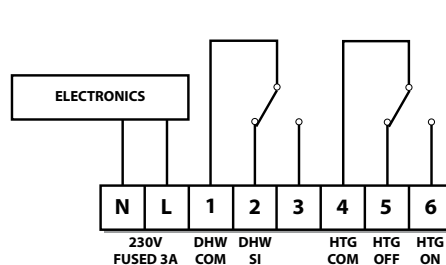
The units come from the factory set up for most typical installations, but through an Installer APM and separate user APM the units can be adapted to suit almost any application requirement.



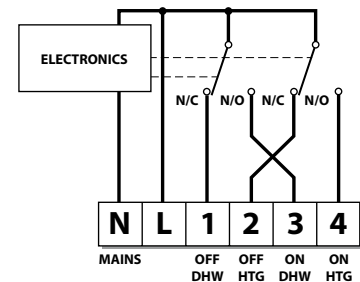
## Wiring



TS715 Si



TS715 Si-CB



CP715 Si and FP715 Si

## Danfoss Ltd.

Ampthill Road  
Bedford MK42 9ER  
Tel: 01234 364621  
Fax: 01234 219705  
Email: ukheating@danfoss.com  
Website: www.heating.danfoss.co.uk

Danfoss can accept no responsibility for possible errors in catalogues, brochures, and other printed material. Danfoss reserves the right to alter its products without notice. This also applies to products already on order provided that such alterations can be made without consequential changes being necessary in specifications already agreed. All trademarks in this material are property of the respective companies. Danfoss and the Danfoss logotype are trademarks of Danfoss A/S. All rights reserved.