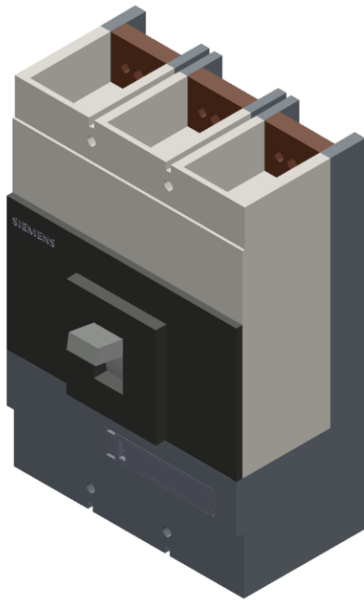


CIRCUIT-BREAKER VL 630H HIGH BREAKING CAPACITY  
ICU=70KA / 415 V AC 3 POLE, LINE PROTECTION  
OVERCURRENT RELEASE TM, LI IN=630A, RATED CURRENT  
IR=500-630A, OVERLOAD II=3250-6500A, SHORT CIRCUIT



Model	
Type of the driving mechanism / motor drive	No
Design of the overcurrent release	TM

General technical data	
Number of poles	3
Size of the circuit-breaker	3VL5
Electrical endurance (switching cycles) / typical	5 000
Usage category	A
Performance class for circuit breaker	N
Mechanical service life (switching cycles) / typical	10 000
Equipment marking / acc. to DIN 40719 extended according to IEC 204-2 / acc. to IEC 750	Q
Operating frequency / maximum	60 1/s

Voltage	
Rated operational voltage $U_e$ / max.	690 V
Insulation voltage	
• rated value	800 V
• at AC / rated value	800 V
Surge voltage resistance / rated value	8 kV

Protection class	
Protection class IP	IP20
Protective function of the overcurrent release	LI

Dissipation	
Power loss [W]	
• maximum	230 W

Electricity	
Operating current / at 45 °C / rated value	630 A
Continuous current / rated value	630 A
Derating temperature / for the rated value of the continuous current	50 °C
Adjustable pick-up value current	
• of the current-dependent overload release / Full-scale value	630 A
• of instantaneous short-circuit trip unit / initial value	3 150 A
• of instantaneous short-circuit trip unit / Full-scale value	6 300 A

Main circuit	
Operating frequency	
• 1 / rated value	50 Hz
• 2 / rated value	60 Hz

<b>Operating voltage</b>	
• rated value / maximum	690 V
• for main current circuit / at AC / at 50 Hz / maximum	690 V
• for main current circuit / at AC / at 60 Hz / maximum	690 V
<b>Operating current</b>	
• at 40 °C / rated value	630 A
• at 50 °C / rated value	630 A
• at 55 °C / rated value	585.9 A
• at 60 °C / rated value	585.9 A
• at 65 °C / rated value	541.8 A
• at 70 °C / rated value	541.8 A

<b>Suitability</b>	
<b>Suitability for use</b>	system protection

<b>Adjustable parameters</b>	
<b>Adjustable pick-up value current / of the current-dependent overload release / initial value</b>	504 A

<b>Product details</b>	
<b>Product component</b>	
• Trip indicator	No
• Auxiliary switch	No
• Voltage trigger	No
• undervoltage release	No
• undervoltage release with leading contact	No
Product extension / optional / motor drive	Yes

<b>Product function</b>	
<b>Product function</b>	
• of thermal overload trip unit	adjustable
• Ground fault protection	No
• for neutral conductors / Short-circuit and overload proof	No
• Overload protection	Yes

<b>Short circuit</b>	
<b>Operational short-circuit current breaking capacity (Ics)</b>	
• at 240 V / rated value	75 kA
• at 415 V / rated value	70 kA
• at 500 V / rated value	30 kA
• at 690 V / rated value	10 kA
<b>Maximum short-circuit current breaking capacity (Icu)</b>	

• at 240 V / rated value	100 kA
• at 415 V / rated value	70 kA
• at 440 V / rated value	50 kA
• at 480 V / acc. to NEMA / rated value	50 kA
• at 500 V / rated value	40 kA
• at 600 V / acc. to NEMA / rated value	30 kA
• at 690 V / rated value	20 kA

### Connections

Arrangement of electrical connectors / for main current circuit	front side
Type of electrical connection / for main current circuit	screw-type terminals

### Mechanical Design




Height	279.5 mm
Width	190 mm
Depth	138.5 mm
Mounting type	fixed mounting

### Environmental conditions

<b>Ambient temperature</b>	
• during operation / minimum	0 °C
• during operation / maximum	70 °C
• during storage / minimum	-40 °C
• during storage / maximum	80 °C

### Certificates

<b>Certificate of suitability</b>	IEC, high switching capacity (H)
<b>Equipment marking</b>	
• acc. to DIN EN 61346-2	Q

General Product Approval		EMC	Declaration of Conformity	Test Certificates
 CCC	<a href="#">Miscellaneous</a>	<a href="#">TSE</a>	 C-Tick	 EG-Konf.
				<a href="#">Special Test Certificate</a>

Shipping Approval					
 ABS	 BUREAU VERITAS	 LRS	 PRS	 RINA	 RMRS

other		
<a href="#">Miscellaneous</a>	<a href="#">Environmental Confirmations</a>	<a href="#">Confirmation</a>

### Further information

**Information- and Downloadcenter (Catalogs, Brochures,...)**

<http://www.siemens.com/lowvoltage/catalogs>

**Industry Mall (Online ordering system)**

<https://mall.industry.siemens.com/mall/en/en/Catalog/product?mlfb=3VL5763-2DC36-0AA0>

**Service&Support (Manuals, Certificates, Characteristics, FAQs,...)**

<https://support.industry.siemens.com/cs/ww/en/ps/3VL5763-2DC36-0AA0>

**Image database (product images, 2D dimension drawings, 3D models, device circuit diagrams, ...)**

[http://www.automation.siemens.com/bilddb/cax\\_en.aspx?mlfb=3VL5763-2DC36-0AA0](http://www.automation.siemens.com/bilddb/cax_en.aspx?mlfb=3VL5763-2DC36-0AA0)

**CAX-Online-Generator**

<http://www.siemens.com/cax>

**Tender specifications**

<http://www.siemens.com/specifications>