


































Rotary Cam Switches

Technical Information Switching programmes

Voltmeter Selector Switches with OFF

Description	Stages	Contacts	Ident No.	Ident No. with inscription
3 phase line to N	2	4	61311.	      61311- 61311A 61311B 61311C 61311D 61311E
3 phase line to line + 3 phase line to N	3	6	61313.	      61313- 61313A 61313B 61313C 61313D 61313E   61313F 61313G
3 phase line to line + 1 phase line to N	3	5	61317.	      61317- 61317A 61317B 61317C 61317D 61317E
3 phase line to line for 2 sources	4	8	61318.	      61318- 61318A 61318B 61318C 61318D 61318E   61318F 61318G
2 pole, 1 phase	1	2	61198.	    61198- 61198A 61198B 61198C

Voltmeter Selector Switches without OFF

Description	Stages	Contacts	Ident No.	Ident No. with inscription
3 phase line to line	2	4	61319.	   61319- 61319A 61319B
3 phase line to line + 3 phase line to N	3	6	61314.	   61314- 61314A 61314B