


Midi Industrial Relay Type RMI. 4-5 5A Monostable




- High switching power
- Small size
- Wide range of application
- 5 A switching capacity
- 4 poles configuration
- AC coils 6 to 230 VAC
- DC coils 5 to 110 VDC
- 1.5 KV dielectric coil to contacts
- Au-clad contact available
- Conform to the CE low voltage directive
- UL, VDE, CSA approved
- Standard with LED, Push with arm and Flag

Product Application

- Lift-Elevators
- Moving Stairs
- Textile machines
- Wood working machines
- Plastic molding machines
- Ceramic working machines

Ordering Key

RMI A 4-5 012 DC



Terminal version: A = Soldering terminals
B = PCB terminals

Type Selection

Contact configuration	Contact rating	Contact code
4 change over contacts (4PDT {4-form C})	5 A	4-5

Coil Characteristics, DC (20°C)

Nominal voltage VDC	Pick-up voltage VDC	Drop-out voltage VDC	Coil resistance Ω
5	4.0	0.5	27.5 ±10%
6	4.8	0.6	40.0 ±10%
12	9.6	1.2	160.0 ±10%
24	19.2	2.4	650.0 ±10%
48	38.4	4.8	2600.0 ±15%
110	88.0	11.0	11000.0 ±15%

Coil Characteristics, AC (20°C)

Nominal voltage VAC	Pick-up voltage VAC	Drop-out voltage VAC	Coil resistance Ω
6	4.8	1.8	11.5 ±10%
12	9.6	3.6	46.0 ±10%
24	19.2	7.2	184.0 ±10%
48	38.4	14.4	735.0 ±10%
115/120	96.0	36.0	4550.0 ±15%
230	176.0	66.0	14400.0 ±15%

Contact Characteristics

Contact rating (with resistive load)	5 A - 250 VAC	Current Max. switching current	5 A
Usually rating	5 A - 250 VAC / 30 VDC 1 x 10 ⁵ ops	Voltage Max. switching voltage Max. switching power	250 VAC / 30 VDC 150 W - 1250 VA
Max. rating	6 A - 250 VAC / 30 VDC 5 x 10 ⁴ ops	Life Electrical life Mechanical life	1x10⁵ ops (1800 ops/h) 1x10⁷ ops (18000 ops/h)
Material	Silver alloy		
Initial contact resistance	50 mΩ (at 1 A 6 VDC)		

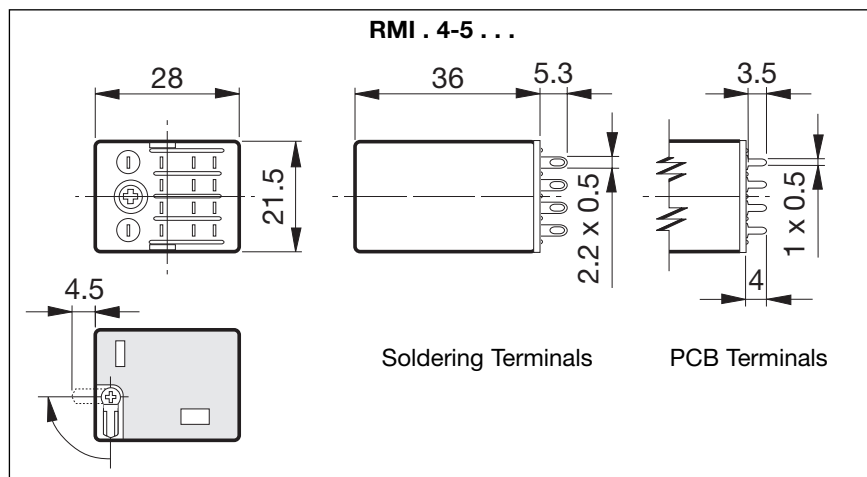
Insulation

Test Voltage (1 min.) Between coil and contacts Between open contacts	1000 VAC 1000 VAC	Between contacts sets	1500 VAC
		Initial insulation resistance	1.000 MΩ - 500 VAC

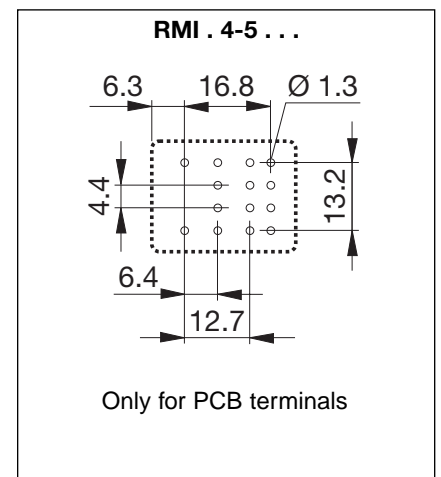
General Data

Nominal coil power	0.9 W DC / 1.2 VA AC	Shock resistance	
Operating time (At nominal voltage)	25 ms	Funktional	100 m/s²
Release time (At nominal voltage)	25 ms	Destructive	1000 m/s²
Ambient temperature	-55° C to +70° C	Humidity	35% to 95%
Vibration resistance	10 to 55 Hz 1.5 mm	Termination	PCB and AMP
		Construction	Dust cover
		Weight	~ 37 g

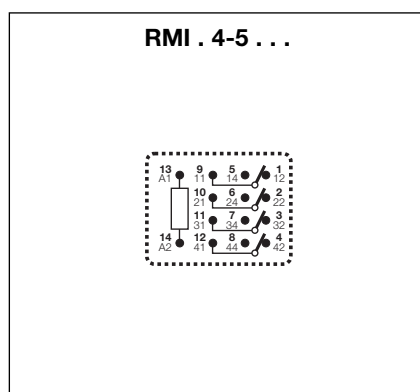
Dimensions



Pin View

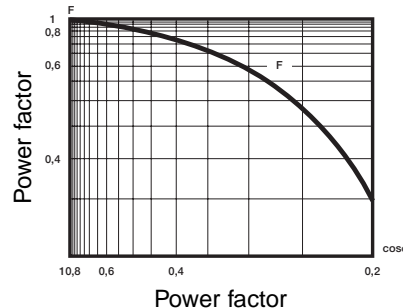


Wiring Diagram

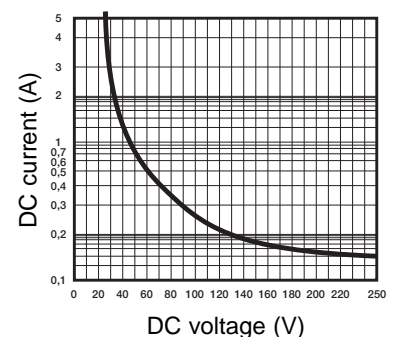


Diagrams

1 Electrical life reduction factor at AC inductive load



2 Maximum DC resistive load breaking capacity



Approvals



The approvals stated are not generally applicable to all the relay versions.

For further information please apply for relevant data sheets ref. **3.84.00.10.x**