

Panel Meters and Controllers

Autoranging Frequency Meter

Type LDI3 F1K




- 3-dgt μ P-based frequency indicator
- 1.0 to 999 Hz
- Autoranging capability
- Degree of protection (front): IP 50 (IP 65 on request)

Product Description

3-dgt μ P-based meter for frequency measurements with autoranging capability. Ensures a degree of protection (front) of IP 50 (IP 65 on request).

Ordering Key

LDI3F1KD0XXXX



Type Selection

Power supply	Options
A: 24 VAC, -15% +10%, 50/60 Hz ¹⁾	XX: None (standard)
B: 48 VAC, -15% +10%, 50/60 Hz ¹⁾	IX: Degree of protection IP 65
C: 115 VAC, -15% +10%, 50/60 Hz ¹⁾	XT: Tropicalization
D: 230 VAC, -15% +10%, 50/60 Hz (standard)	¹⁾ Power supply on request

Supply Specifications

AC supply	230 VAC, -15% +10%, 50/60 Hz (standard) 24 VAC, 48 VAC, 115 VAC, -15% +10%, 50/60 Hz (on request)
Power consumption	3.2 VA

Input Specifications

Rated input	500 VAC, 1 to 1000 Hz autoranging
Overload protection Continuous For 1s	1.2 x rated input 2 x rated input
Accuracy (@ 25°C \pm 5°C, R.H. \leq 60%)	\pm 0.1% f.s., \pm 1 dgt
Temperature drift	\pm 100 ppm/°C
Display	7-segment LED, h 14.2 mm, 3 digits
Sampling rate	1 time/s
Indication Max: Min: Over range:	999 0.00 EEE
Input voltage	9 to 500 VAC,
Input impedance	500 K Ω

General Specifications

Operating temperature	0 to 50°C (32 to 122°F) (R.H. < 90% non-condensing)
Storage temperature	-10 to 60°C (14 to 140°F) (R.H. < 90% non-condensing)
Insulation reference voltage	300 V _{ms} to ground
Dielectric strength	4000 V _{ms} for 1 m inute
Noise rejection CMRR	100 dB, 40 Hz to 60 Hz.
EMC	IEC 60801-2, IEC 60801-3, IEC 60801-4 (level 2), EN 50 081-1, EN 50 082-1
Safety standards	EN 61 010-1, IEC 61010-1, VDE 0411
Connector	Screw-type
Housing Dimensions Material	1/8 DIN, 48 x 96 x 83 mm ABS, self-extinguishing: UL 94 V-0
Degree of protection	Front: IP 50 (standard), IP 65 (on request)
Weight	Approx 250 g
Approvals	CE, CSA

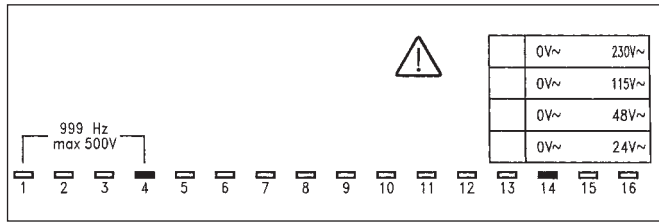


Range Table

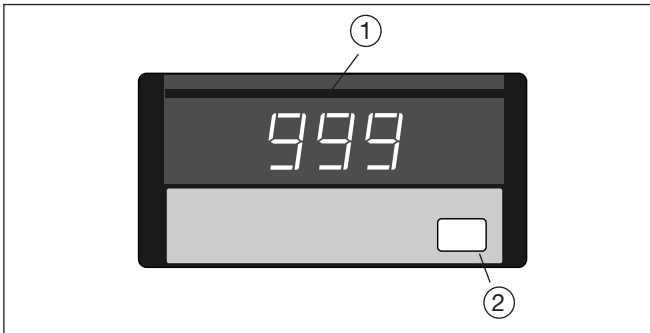
Measurement	Dec. point position	Resolution
1.00 to 9.99 Hz	9.99	0.01 Hz
10.0 to 99.9 Hz	99.9	0.1 Hz
100 to 999 Hz	999	1 Hz

(Automatic selection)

Terminal Board



Front Panel Description



- 1. Display**
3-dgt (maximum read-out 999).

Alphanumeric indication by means of 7-segment display for:
 - Displaying of the measured value, over-range.

- 2. Engineering unit**
Screen for interchangeable unit label. The symbols in the shaded areas are those available on the set of engineering unit labels supplied with the LDI3 (engineering unit label to be inserted by customer).

	W = 08	MΩ = 16	% = 24	mm HG = 32	cm = 40
mV = 01	kW = 09	Hz = 17	mbar = 25	l/min = 33	m = 41
V = 02	MW = 10	kHz = 18	bar = 26	l/h = 34	kg = 42
kV = 03	var = 11	RPM = 19	psi = 27	kg/min = 35	ppm = 43
μA = 04	kvar = 12	m/s = 20	ata = 28	ton/h = 36	kA = 44
mA = 05	Mvar = 13	m/min = 21	atm = 29	m ³ /min = 37	cos φ = 45
A = 06	Ω = 14	°C = 22	kg/cm ² = 30	m ³ /h = 38	m ³ = 46
mW = 07	kΩ = 15	°F = 23	mm H ₂ O = 31	mm = 39	μs = 47

Dimensions

