

Arteor™ hotel equipment

square version – call indicators, illuminated signs, buzzers



Support frames and surround plates selection charts **p. 32-35**

Mechanisms supplied with white or magnesium square rocker plates
To be equipped with support frames **p. 31** and surround plates **p. 32-45**

Pack	Cat. Nos.	Hotel bedroom call indicators
5	White 5720 57 Magnesium 5725 57	<p>Enables the resident to inform hotel staff of the room status Two settings are possible : - Do not disturb - Please clean the room 1 + 1 modules 22.5 x 45 mm</p> <p>Indicator Indicator lamp and bell push Installed in the corridor, display calls Supplied with LEDs</p>
5	5720 54 5725 54	<p>Internal control unit Allows the user to select the desired setting Supplied with LEDs</p>

Pack	Cat. Nos.	Illuminated signs
5	White 5722 24 Magnesium 5727 24	<p>Mechanisms integrating LEDs and a pivoting window that can take customised labels (printed using a simple text editor on transparent printing paper) 2 modules 22.5 x 45 mm</p> <p>Green or Red Sign with 2-state LEDs with choice of green or red configurable on the mechanism 1 W</p>
5	5722 25 5727 22	<p>Blue Sign with blue LED A choice of 2 power levels : 0.2 or 1 W</p>

Pack	Cat. Nos.	Buzzers
10	White 5722 07 Magnesium 5722 47	<p> 230 V 2 modules 22.5 x 45 mm</p>

Arteor™ hotel equipment

round version – call indicators, illuminated signs, buzzers



Support frames and surround plates selection charts **p. 32-35**

Mechanisms supplied with white or magnesium round rocker plates
To be equipped with support frames **p. 31** and surround plates **p. 32-45**

Pack	Cat. Nos.	Hotel bedroom call indicators
5	White 5720 67 Magnesium 5725 67	<p>Enables the resident to inform hotel staff of the room status Two settings are possible : - Do not disturb - Please clean the room 1 + 1 modules 22.5 x 45 mm</p> <p>Indicator Indicator lamp and bell push Installed in the corridor, display calls Supplied with LEDs</p>
5	5720 74 5725 74	<p>Internal control unit Allows the user to select the desired setting Supplied with LEDs</p>

Pack	Cat. Nos.	Illuminated signs
5	Magnesium 5727 25	<p>Mechanisms integrating LEDs and a pivoting window that can take customised labels (printed using a simple text editor on transparent printing paper) 2 modules 22.5 x 45 mm</p> <p>Green or Red Sign with 2-state LEDs with choice of green or red configurable on the mechanism 1 W</p>
5	5727 23	<p>Blue Sign with blue LED A choice of 2 power levels : 0.2 or 1 W</p>

Pack	Cat. Nos.	Buzzers
10	White 5722 08 Magnesium 5722 48	<p> 230 V 2 modules 22.5 x 45 mm</p>

Arteor™ USB chargers

square version



5720 78



5720 71




Technical information **p. 23**
Support frames and surround plates selection charts **p. 32-35**

Mechanisms supplied with rocker plates, to be equipped with support frames **p. 31** and surround plates **p. 32-35**

Average charging time for devices equipped with lithium-ion polymer batteries :

- 80 % charged < 2 h
- 100 % charged < 4 h

No specific constraint : no need to wait for the battery to be flat before charging, or to have it fully charged before use

Pack	Cat. Nos.	USB power supplies		
5/1	<table border="1"> <tr> <td>White 5720 78</td> <td>Magnesium 5725 78</td> </tr> </table>	White 5720 78	Magnesium 5725 78	<p>For recharging portable devices Conform to IEC 62684-2011-01 Consumption in passive mode < 0.3 W 2P + E tap-off connection via 2.5 mm² screw terminals Supplied cordless</p> <p>Double USB sockets - 5 V - 1500 mA For fast-charging telephones, smartphones, MP3/MP4 players and tablet PC</p>  2 modules
White 5720 78	Magnesium 5725 78			
10	5720 71 5725 71	<p>Single USB sockets - 5 V - 750 mA For Smartphone</p>  1 module		
1	0803 99	<p>Support for portable device on charge</p> <p>Prevents device from any fall risk and allows secure use of device while charging Wall mounting Fixing tools supplied</p>  For 1 portable device		

Arteor™ USB chargers

round version



5724 88



Technical information **p. 23**
Support frames and surround plates selection charts **p. 32-35**

Mechanisms supplied with rocker plates, to be equipped with support frames **p. 31** and surround plates **p. 32-35**

Average charging time for devices equipped with lithium-ion polymer batteries :

- 80 % charged < 2 h
- 100 % charged < 4 h

No specific constraint : no need to wait for the battery to be flat before charging, or to have it fully charged before use

Pack	Cat. Nos.	USB power supplies		
1	<table border="1"> <tr> <td>White 5724 88</td> <td>Magnesium 5733 98</td> </tr> </table>	White 5724 88	Magnesium 5733 98	<p>For recharging portable devices Conform to IEC 62684-2011-01 Consumption in passive mode < 0.3 W 2P + E tap-off connection via 2.5 mm² screw terminals Supplied cordless</p> <p>Double USB sockets - 5 V - 1500 mA For fast-charging telephones, smartphones, MP3/MP4 players and tablet PC</p>  2 modules
White 5724 88	Magnesium 5733 98			
1	0803 99	<p>Support for portable device on charge</p> <p>Prevents device from any fall risk and allows secure use of device while charging Wall mounting Fixing tools supplied</p>  For 1 portable device		

Download the full file at

<http://assets.kempstoncontrols.com/doc/Wiring%20Accessories%20Product%20Guide.pdf>



KEMPSTON
CONTROLS